

A guide to Santander Wallet

The Santander Wallet app has been designed to help customers keep track of their card spending.

Santander Wallet is available for:

Apple Users

- Santander Wallet can be downloaded from the App Store
- For users of Apple Pay, it can be accessed by tapping the Santander Wallet icon within the Apple Wallet app
- The Santander Wallet app works on iOS 9.0 or later

For more information about Santander Wallet, go to santander.co.uk/uk/help-support/santander-wallet

Android™ Users

- Santander Wallet can be downloaded from the Google Play Store
- For users of Google Pay, it can be accessed by tapping the Santander Wallet icon within the Google Pay app
- The Santander Wallet app works on Android 4.4 (KitKat®) or higher

For more information about Santander Wallet, go to santander.co.uk/uk/help-support/santander-wallet

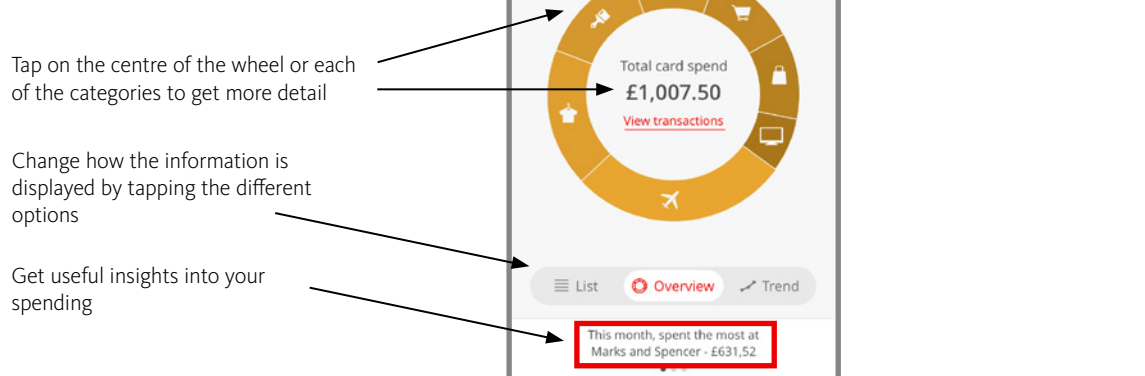
Santander Wallet is available to all personal Santander debit card users and main credit cardholders. It is not available for additional credit cardholders or Business Banking customers.

Please note, the screen images displayed may vary slightly depending on the phone/device used.

Santander Wallet – what can it do?

1. Overview Screen


Breaks down your card spend into useful categories so you can easily see where you spend your money.



2. View PIN

Enables you to view your forgotten PIN.

Tap on the View PIN icon

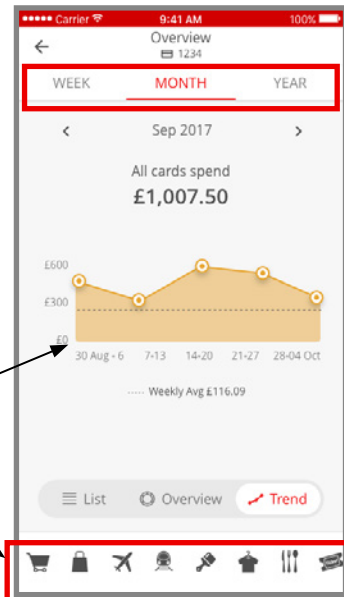


3. Trend Screen

Allows you to discover at a glance, how your spending behaviour changes over time.

Tap on the chart dots or each of the categories to get more detail

Choose the time period

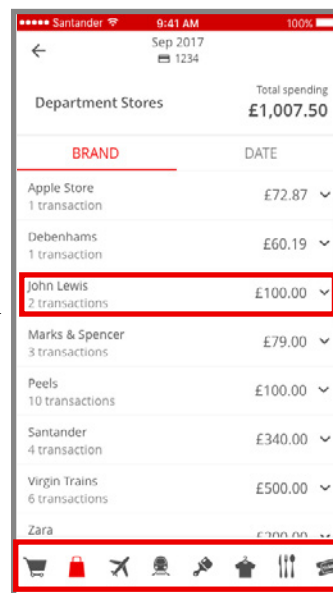


4. Details Screen

Shows all transactions for a selected time period by brand or date.

Tap on a particular brand or transaction for more detail

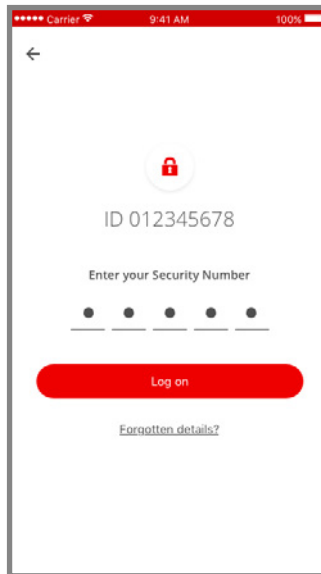
Tap on the icons for a category view



Getting started

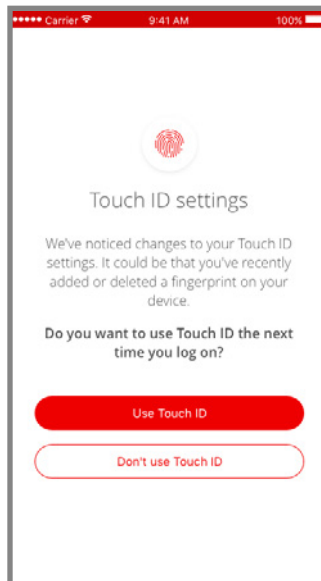
1. Log on to Santander Wallet using your existing Online and Mobile Banking log on details.

To use Santander Wallet you must have logged onto Online Banking at least once first, to be able to use your details to log on to Santander Wallet

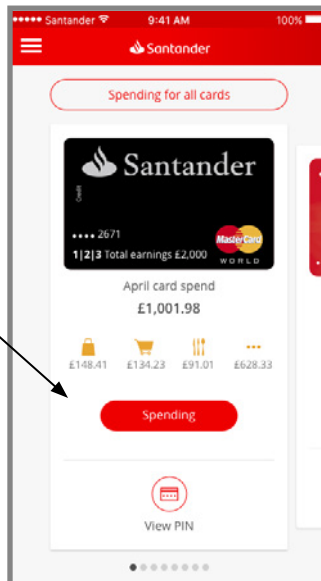


2. Once logged on to Santander Wallet, Apple users will have the option to activate Touch ID. This means future log ons to Santander Wallet can be done easily using your fingerprint.

Android users should continue to log on to Santander Wallet using their Online / Mobile Banking details.



3. Choose which card you'd like to view your spend on – either an individual card or all cards combined.



Santander is able to provide literature in alternative formats. The formats available are: large print, Braille and audio CD. If you would like to register to receive correspondence in an alternative format please visit www.santander.co.uk/alternativeformats for more information, ask us in branch or give us a call.

Apple, Apple Pay and Touch ID are trademarks of Apple Inc., registered in the US and other countries. App Store is a service mark of Apple Inc.

Android, Google Pay and Google Play are trademarks of Google LLC.

Santander Wallet is a trademark of Santander UK plc.

Santander UK plc. Registered Office: 2 Triton Square, Regent's Place, London, NW1 3AN, United Kingdom. Registered Number 2294747. Registered in England and Wales. www.santander.co.uk. Telephone 0800 389 7000. Calls may be recorded or monitored. Authorised by the Prudential Regulation Authority and regulated by the Financial Conduct Authority and the Prudential Regulation Authority. Our Financial Services Register number is 106054. Santander and the flame logo are registered trademarks.