



FUND OVERVIEW

Fund Manager(s)	Stefano Amato / Renzo Desbordes
Launch Date:	15 Mar 2016
Domicile	United Kingdom
Unit Type	Accumulation
AUM	£10.64m
IA Sector	IA Unclassified
Benchmark	Target Benchmark 45% Markit iBoxx Sterling Non Gilts Overall Index, 18% FTSE All Share Index, 15% FTSE A British Govt All Stocks Index, 75% FTSE World Europe Ex UK Index, 55% FTSE USA Index, 4% FTSE Japan Index, 3% LIBOR GBP Overnight Rate and 2% FTSE World Asia Pacific Ex Japan Index

Currency	GBP
Number of holdings	23
ISIN	GB00BYWVLK51

FUND INFORMATION

Number of distributions per annum (for Income share classes only)	2
Pay Dates	20/03, 20/09
XD Dates	21/01, 21/07
ISA	Available and Eligible
Fund Management Company	Santander Asset Mgmt UK Ltd

SHARE CLASS INFORMATION

Ongoing Charges Figure (OCF)*	0.39%
Annual Management Charge (AMC)*	0.20%
* Investors should refer to the most up to date KIID available on our website. The OCF is made up of the AMC and other operating costs.	
Historic Yield	1.50%

FUND MANAGER(S)

Renzo Desbordes

Renzo joined Santander Asset Management in 2011 as a Strategist. He has a M.A. in Financial Engineering from the University of Nice and is a CFA Charterholder.

Stefano Amato

Stefano joined Santander Asset Management in 2017 and is Head of Multi Asset Solutions. He holds a MSc in Finance from London Business School, along with a Masters in Behavioural Economics and a BA in Communication Sciences and Technologies from IULM University in Milan, Italy.

DEFINITIONS

Historic Yield: The sum of distributions announced in the preceding twelve months, divided by the unadjusted MID market price as at date of yield. The historic yield reflects distributions announced over the last twelve months as a percentage of the MID market price as at the date of yield. It does not include any preliminary charge and investors may be subject to tax on their distributions.

FUND OBJECTIVE AND POLICY

The Fund's objective is to provide a combination of capital growth and income, over a 5+ year time horizon.

The Fund will aim to outperform its Target Benchmark over a rolling 3 year period.

The Fund aims to achieve its objective by investing globally in a wide range of bonds issued by companies and governments and shares issued by listed companies.

The Fund's exposure to global shares will never exceed 50%.

To obtain exposure to these assets, the Fund will invest indirectly by purchasing units in other funds, although it may also invest directly.

The Fund may use derivatives for efficient portfolio management purposes only.

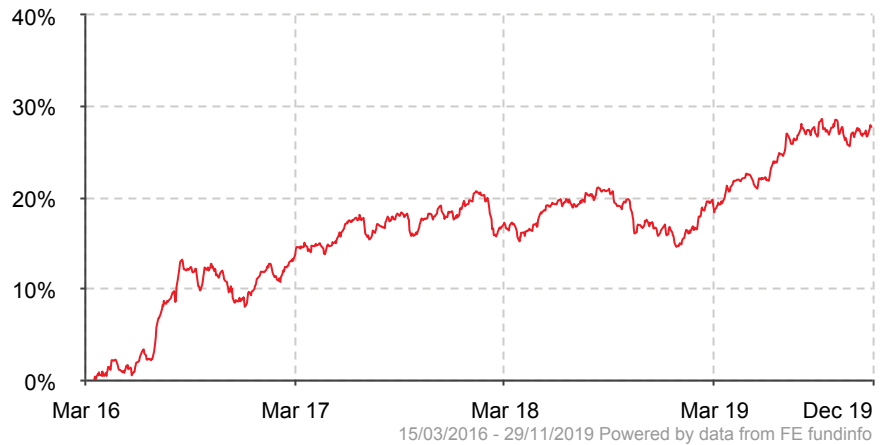
CUMULATIVE PERFORMANCE

	1M	3M	6M	YTD	1Y	3Y	5Y
Santander Multi Index 2 RA	0.79%	-0.42%	4.76%	11.14%	9.55%	17.19%	-

ANNUAL PERFORMANCE

	2018	2017	2016	2015	2014
Santander Multi Index 2 RA	-3.96%	7.04%	-	-	-

5 YEAR CUMULATIVE PERFORMANCE



■ Multi Index 2

Share Class Launch Date

15/03/2016

Calculations as at 30 Nov 2019 in GBP. **5 year historic data is not available as performance data is provided from share class inception.**


Source of performance data: Santander Asset Management & FE fundinfo as at 30 Nov 2019, bid to bid with net income reinvested. Investors should refer to the relevant KIID document for further performance data.

Past performance is not a guide to future performance. The value of your investment can fall as well as rise and you may not get back the original amount you invested. Please note that the value of any foreign investments may be affected by changes in currency exchange rates.

RISK AND REWARD PROFILE

LOWER RISK

HIGHER RISK



Risk and Reward Indicator: The risk and reward indicator shown above is based on historical data, which may not be a reliable indication for the future risk profile of the Fund. The lowest risk and reward indicator does not mean risk free. The risk and reward indicator shown is not guaranteed and may change over time. The risk and reward indicator is at the level it is because the value of shares and the income from them can fluctuate. The value of bonds issued by companies and governments can also vary, although usually by not as much. This can cause the value of your investment in the Fund to fall as well as to rise. The value of your investment is not guaranteed and you may get back less than the original amount you invested. Investors should refer to the most up to date KIID available from our website.



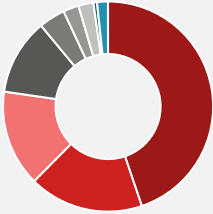
SANTANDER MULTI INDEX 2 RA NOVEMBER 2019

PORTFOLIO BREAKDOWN

TOP 10 HOLDINGS

ISHARES CORE £ CORPORATE BOND UCITS ETF GBP	12.73%	ISHARES CORPORATE BOND INDEX (UK) L ACC	6.95%
VANGUARD UK INVESTMENT GRADE BOND INDEX ACC GBP	9.11%	AMUNDI ASSET MANAGEMENT	6.24%
L&G STERLING CORPORATE BOND INDEX I ACC	8.36%	ISHARES UK GILTS ALL STOCKS INDEX (UK) L ACC	6.22%
VANGUARD UK GOVERNMENT BOND INDEX ACC GBP	7.94%	FIDELITY INDEX UK P	6.09%
HSBC STERLING CORPORATE BOND INDEX S ACC	7.65%	ISHARES PLC ISHARES CORE FTSE100 UCITS ETF GBP DIST	5.03%

ASSET ALLOCATION



STERLING CORPORATE BONDS	44.80%
UK EQUITIES	17.63%
UK GILTS	14.85%
EUROPEAN EQUITIES	11.72%
JAPANESE EQUITIES	4.05%
GLOBAL EMERGING MARKET EQUITIES	2.40%
ASIA PACIFIC EX JAPAN EQUITIES	2.31%
US EQUITIES	0.57%
CASH/MONEY MARKET	1.67%

UK Investor Important Information

The Santander Multi Index 2 Fund (the "Fund") is a sub-fund of Santander Managed Investments OEIC 3, an open-ended investment company with variable capital incorporated in England and Wales under registered number IC000873 and authorised and regulated by the Financial Conduct Authority ("FCA") as a UCITS scheme.

The Authorised Corporate Director ("ACD") of the Fund is Santander Asset Management UK Limited ("SAM UK"), a private company limited by shares incorporated in Scotland under registration number 106669 with its registered office at 287 St. Vincent Street, Glasgow, G2 5NB, United Kingdom. SAM UK is authorised and regulated by the FCA under registration number 122491.

All applications for shares in the Fund should be made on the basis of the Santander Managed Investments OEIC 3 Prospectus and Key Investor Information Document ("KIID") for the relevant class of shares, which can be obtained free of charge at www.santanderassetmanagement.co.uk. These documents as well as the most recent annual and semi-annual report for Santander Managed Investments OEIC 3 may also be requested from the ACD at Level 5, 67 Lombard Street, London EC3V 9LJ, or by telephone on 0800 328 1328. Calls may be recorded or monitored.

The Fund has been developed by SAM UK and is not in any way connected to or sponsored, endorsed, sold or promoted by the London Stock Exchange Group plc and its group undertakings (collectively the "LSE Group"). FTSE Russell is a trading name of certain of the LSE Group companies. All rights in the FTSE All Share Index, FTSE A British Govt All Stocks Index, FTSE World Europe Ex UK Index, FTSE USA Index, FTSE Japan Index and the FTSE World Asia Pacific Ex Japan Index (the "Indices") vest in the relevant LSE Group company which own the Indices. FTSE® is a trade mark of the relevant LSE Group company and is used by any other LSE Group company under license. The Indices are calculated by or on behalf of FTSE International Limited or its affiliate, agent or partner. The LSE Group does not accept liability whatsoever to any person arising out of (a) the use of, reliance on or any error in the Indices or (b) investment in or operation of the Fund. The LSE Group makes no claim, prediction, warranty or representation either as to the results to be obtained from the Scheme or the suitability of the Indices for the purpose to which it is being put by SAM UK.

The value of any investments and any income from them can fall as well as rise and is not guaranteed at any time. Past performance is not a guide to future performance. The value of any foreign investments may be affected by changes in rates of currency exchange. Changes in interest rates are likely to affect the Fund's value. In general, as interest rates rise, the price of a fixed bond will fall and vice versa. Investors and potential investors should read and note the relevant risk warnings in the Santander Managed Investments OEIC 3 Prospectus and the relevant KIID before making any investment decision.

Santander and the flame logo are registered trademarks.

Santander Asset Management UK. All Rights Reserved.

