

Santander Vista Model Portfolios

Q3 2024



Contents

This quarterly update provides you with the Factsheets for each model portfolio which show performance data, asset allocation and the largest 10 holdings.

01

Risk Warnings

Page 2

02

Santander Vista
Model Portfolios

Pages 3-25

03

Glossary of Terms

Pages 26

All information in this document is valid as at 30 September 2024, unless otherwise stated.

For the most up-to-date information, please contact your adviser.

Past performance is not a guide to future performance. The value of investments and any income is not guaranteed and can go down as well as up and may be affected by exchange rate fluctuations. This means an investor may not get back the amount invested.

01

Risk warnings

There are a number of factors which affect the level of risk. Where relevant, potential investors should take the following factors into account before investing.

Key risks materially relevant to the Santander Vista Model Portfolios are:

- **Bond risk:** Increases in inflation and interest rates, reduction in issuer creditworthiness and other risks related to bonds can reduce their value.
- **Capital gains tax risk:** There may be capital gains tax implications for any rebalancing of Portfolios held outside of an ISA.
- **Charge increase risk:** Charges may go up by more than is expected in the future. This means the value of your investment after charges may be less than expected.
- **Climate risk:** Climate change is an evolving risk which may affect the value of the underlying investments of a Portfolio. Climate change risk includes i) transition risks which are risks associated with markets transitioning to a lower-carbon economy and ii) physical risks which may be acute (e.g. extreme weather events) or chronic (e.g. longer term shifts in climate patterns such as sustained higher temperatures). For the avoidance of doubt, none of the Portfolios are managed with reference to climate change.
- **Collective Investment Schemes (CIS) risk:** CIS that the Model Portfolio invests in may have different risks or investment policies (for example, invest in different assets, geographies or use derivatives more extensively) to your Model Portfolio.
- **Counterparty risk:** The failure of a company providing services to the Portfolio may cause financial losses. This includes services like keeping assets safe.
- **Country risk:** Investing all or mostly in a single country or region can be riskier than a Portfolio that invests more broadly.
- **Currency risk:** The value of investments that are not in pound sterling may be affected by changes in exchange rates.
- **Inflation and interest rate risk:** Inflation and interest rate rises may mean the value and return of your Portfolio is reduced. During periods of sustained high interest rates, it might be difficult for the Manager to achieve their stated investment objective.
- **Liquidity risk:** It may be difficult to sell some investments, or to sell them without making a loss which may reduce the value of your Portfolio.
- **Non-developed market risk:** These markets are more volatile than developed markets. Dealing, settlement and custody issues could arise.
- **Passively managed Collective Investment Scheme (CIS) risk:** This actively managed Portfolio can seek its exposure via investing in passively managed funds, which will be impacted by a decline in markets reflected in their index and are unlikely to be able to perfectly track their index.
- **Political, legal and regulatory risk:** There is a risk that the value of a Portfolio's investments may be affected by uncertainties such as international political developments, civil conflicts and war, changes in government policies, changes in regulation, changes in taxation, restrictions on foreign investment and currency repatriation, currency fluctuations and other developments in the laws and regulations of countries in which investments may be made.
- **Public health issues and pandemic risk:** Public health issues and pandemic risks may threaten the economy and reduce the value of assets. It may also cause issues with the Manager and service providers to the Portfolio.
- **Stock market risk:** The value and income of shares can go up or down. This can be due to changes in how the market views the company, industry, or economy.
- **Value of investment risk:** The value of your investment and any income is not guaranteed and you may get back less than the original amount you invested.

More information about other risks can be provided on request by your adviser.

02

Santander Vista Model Portfolios

- Santander Vista 1
- Santander Vista 2
- Santander Vista 3
- Santander Vista 4
- Santander Vista 5
- Santander Vista 6
- Santander Vista 7
- Santander Vista 8
- Santander Vista 9
- Santander Vista 10
- Santander Vista 11

Past performance is not a guide to future performance. The value of investments and any income is not guaranteed and can go down as well as up and may be affected by exchange rate fluctuations. This means an investor may not get back the amount invested.

For information on how the markets have performed in the last quarter and the market outlook, visit our **Market Update** webpage.



Santander Vista Model Portfolios

September 2024

Santander Vista 1



Model portfolio overview

Launch Date	11 Dec 2019
-------------	-------------

Time Horizon	3-5 years
--------------	-----------

Actual Ongoing Charge Figure	0.26%
------------------------------	-------

Model Portfolio Service Fee	0.25%
-----------------------------	-------

All fees are per annum.

Costs and charges

The funds that the Model Portfolio invests in will each have an Ongoing Charge Figure (OCF) which can vary over time. SAM UK will aim to keep the total OCF across the Model Portfolio to a maximum of 0.55% per annum, although this level is not guaranteed. These underlying funds also have transaction costs associated with them. The estimated level of the transaction costs will be disclosed to you before you invest in the service. Transaction costs are the costs which the underlying fund incurs when buying and selling assets.

SAM UK will charge a Model Portfolio Service Fee for making day to day investment decisions relating to the Model Portfolio. This includes deciding its asset allocation and selecting the individual funds that make up the Model Portfolio. The fee will be 0.25% of the Model Portfolio value each year.

Please note that the Santander Vista Model Portfolios were launched on 11 December 2019 and therefore 5 year performance figures are not available. Performance data is calculated on a model portfolio basis, so you will need to refer to the Santander Investment Hub or your Private Banker for details regarding your specific investment.

For performance comparison purposes and to reflect the capital growth objective and time horizon, each model is benchmarked against the Bank of England Base Rate plus a percentage per annum, measured over a rolling 3 year period. The relevant Investment Association (IA) sector is also provided as an additional comparator to investment solutions with a similar asset mix. Portfolio performance figures are net of the ongoing charge figure and model portfolio service fee.

Objective and Policy

The objective of the Model Portfolio is to achieve capital growth for investors wanting to invest over a time horizon of 3-5 years, and in line with Santander UK's Lower Risk Category. The Model Portfolio is designed for investors who are prepared to accept a lower risk from investing, and are therefore more willing to accept a lower return. For more information about the Santander UK risk categories, please speak to your Private Banker.

For performance comparison purposes, the Model Portfolio references the Bank of England Base Rate, plus 0.5% per annum over a rolling 3 year period, after investment costs.

The Model Portfolio provides a diversified spread of investments, and will typically invest between 25% and 100% in bonds and cash, and no more than 30% in shares. The Model Portfolio may also invest up to a maximum allocation of 35% in 'alternatives', such as (but not limited to) property, private equity, commodities and absolute return strategies.

The Model Portfolio will access this spread of investments through collective investment schemes and cash. The Model Portfolio is permitted to invest up to 100% in passively managed collective investment schemes. The Model Portfolio can also invest in funds managed by Santander Asset Management subject to consent from Santander UK plc.

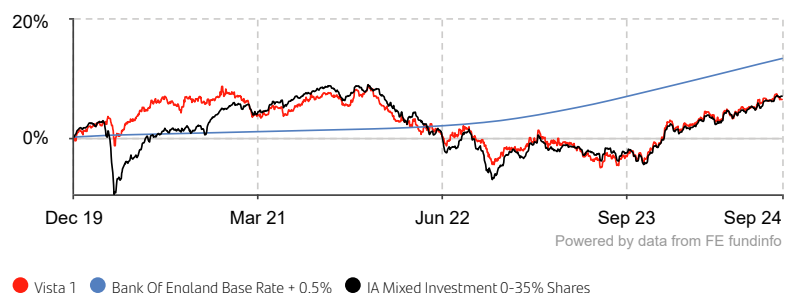
Cumulative performance

	1M	3M	6M	YTD	1Y	3Y	5Y	Since Launch
Vista 1	0.10%	1.51%	2.03%	3.61%	9.77%	-0.42%		6.39%
IA Mixed Investment 0-35% Shares	0.67%	2.46%	3.10%	4.65%	10.53%	-0.18%	6.20%	6.96%
Bank Of England Base Rate + 0.5%	0.46%	1.42%	2.86%	4.29%	5.76%	11.99%	13.67%	13.39%

Annual performance

	2023	2022	2021	2020	2019
Vista 1	4.80%	-8.21%	-0.53%	6.66%	
IA Mixed Investment 0-35% Shares	5.97%	-10.87%	2.84%	3.90%	8.72%
Bank Of England Base Rate + 0.5%	5.16%	1.95%	0.61%	0.73%	1.25%

Five year cumulative performance



Source of performance data: Santander Asset Management and FE fundinfo, calculations as at 30 September 2024 in GBP and net total return.


Past performance is not a guide to future performance. The value of your investment can fall as well as rise and you may not get back the original amount you invested. Please note that the value of any foreign investments may be affected by changes in currency exchange rates.

Santander Vista Model Portfolios



This factsheet contains holdings and performance data for the Model Portfolio. There will be differences in the holdings and performance of your own individual portfolio. Please log on to the Santander Investment Hub to see the holdings for your individual portfolio.

Risk and reward information



The funds that the Model Portfolio invests in have associated risks which should be considered, these risks are defined in the underlying funds Key Investor Information Documents.

In addition, Santander UK categorises each Model Portfolio into one of 6 risk categories from Very Low Risk to High Risk, based on what an extreme level of loss could be over the future investment horizon.

Santander UK have categorised Vista 1 as Lower Risk based on that scale. SAM UK will manage the Model Portfolio in line with this risk rating, and from time to time may manage it in a way that reduces its risk rating to Very Low Risk to help the Model Portfolio achieve its objective.

For more information about the Santander UK risk categories, please speak to your Private Banker.

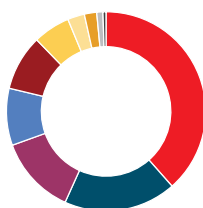
Model portfolio breakdown

TOP HOLDINGS

ISHARES ESGOECORBDIDXUK D A	14.75%	ISHARES OSEA GOVBDIDX(UK) D A	9.00%
FIDELITY SHORT DTD CORP BD W ACC	14.50%	FIDELITY SUSMNYBLDINC W ACC GBP	6.00%
HSBC CORPORATE BOND C ACC	14.00%	INVESCO STERLING BOND C A£	4.00%
ISHARES UK GLT ALSTINDX(UK) D A	12.75%	FIDELITY INDEX UK P	3.00%
HSBC AMERICAN INDEX C ACC	9.25%	L&G EUROPEAN INDEX TST I ACC	2.75%

54% of the Model Portfolio is invested in passively managed Collective Investment Schemes. 1% of the Model Portfolio is invested in In-House Funds.

Asset allocation



STERLING CORPORATE BONDS	38.50%	UK EQUITIES	6.00%
GLOBAL CORPORATE BONDS	18.25%	EUROPEAN EQUITIES	2.75%
UK GOVERNMENT BONDS	12.75%	JAPANESE EQUITIES	2.00%
US EQUITIES	9.25%	GLOBAL SUB-INVESTMENT GRADE BONDS	1.00%
GLOBAL GOVERNMENT BONDS	9.00%	NON-DEVELOPED MARKET EQUITIES	0.50%

Calculations as at 30 September 2024. Source of Asset Allocation data is Santander Asset Management, based on portfolio manager allocations as at time of factsheet publication and includes detailed asset and sub asset classes, including cash. Prior to May 2021 restatement, source included FE fundinfo.

About the Model Portfolio

This Model Portfolio forms part of Santander UK's Model Portfolio Service. Santander Asset Management UK Limited (SAM UK) has been appointed by Santander UK, as your agent, to construct and manage this Model Portfolio in line with its objective and policy outlined in this factsheet.

A Model Portfolio is a mix of investment funds and cash which will be used as a reference for your individual portfolio. SAM UK defines this list of assets acting within the parameters of the Model Portfolio's Objective and Policy as agreed with Santander UK. Santander UK is responsible for assessing your suitability for the Model Portfolio Service and investment in line with this Model Portfolio. Santander ISA Managers Limited is appointed by Santander UK to create and administer your portfolio so that it is aligned to the Model Portfolio. However, it will not match exactly at any given point. This means the performance of your portfolio will differ to the performance of the Model Portfolio which is shown in this factsheet. Over time your Portfolio will become different to the Model Portfolio that it references because of market movements, and/or because the design of the Model Portfolio changes. When this difference becomes too great, your Portfolio will be re-aligned to the Model Portfolio and hence, to its objectives. This is called rebalancing. For more information, please see the Santander Investment Hub Terms and Conditions.

Model Portfolio Manager

Multi Asset Solutions UK Team

The Multi-Asset Solutions UK (MAS UK) team is part of a functional unit known as Global Multi-Asset Solutions (GMAS). The MAS UK team benefits from investment specialists with decades of cumulative experience in managing portfolios across a wide range of investment strategies and market environments and access to the research and infrastructure provided by the GMAS unit.

Useful Links

Link to glossary [here](#)

UK Investor Important Information
For retail distribution

This document has been approved and issued by Santander Asset Management UK Limited (SAM UK) in its capacity as the manager for the Model Portfolio Service.

Santander UK has appointed SAM UK as the manager for the Model Portfolio Service. Santander UK has appointed Santander ISA Managers Limited (SIM) as the platform service provider and SAM UK has appointed SIM as the broker. Santander UK plc is registered in England and Wales (Registration No. 229747), authorised by the Prudential Regulation Authority (PRA) and regulated by the Financial Conduct Authority (FCA), register number 106054 and the PRA. SIM is registered in Scotland (Registration No. SC151605) and is authorised and regulated by the FCA (171448). SAM UK is registered in Scotland (Registration No. SC106669) and is authorised and regulated by the FCA (122491). You can check this on the Financial Services Register by visiting the FCA's website www.fca.org.uk/register.

Santander and the flame logo are registered trademarks. www.santanderassetmanagement.co.uk

September 2024

Santander Vista 2



Model portfolio overview

Launch Date	11 Dec 2019
-------------	-------------

Time Horizon	3-5 years
--------------	-----------

Actual Ongoing Charge Figure	0.25%
------------------------------	-------

Model Portfolio Service Fee	0.25%
-----------------------------	-------

All fees are per annum.

Costs and charges

The funds that the Model Portfolio invests in will each have an Ongoing Charge Figure (OCF) which can vary over time. SAM UK will aim to keep the total OCF across the Model Portfolio to a maximum of 0.55% per annum, although this level is not guaranteed. These underlying funds also have transaction costs associated with them. The estimated level of the transaction costs will be disclosed to you before you invest in the service. Transaction costs are the costs which the underlying fund incurs when buying and selling assets.

SAM UK will charge a Model Portfolio Service Fee for making day to day investment decisions relating to the Model Portfolio. This includes deciding its asset allocation and selecting the individual funds that make up the Model Portfolio. The fee will be 0.25% of the Model Portfolio value each year.

Please note that the Santander Vista Model Portfolios were launched on 11 December 2019 and therefore 5 year performance figures are not available. Performance data is calculated on a model portfolio basis, so you will need to refer to the Santander Investment Hub or your Private Banker for details regarding your specific investment.

For performance comparison purposes and to reflect the capital growth objective and time horizon, each model is benchmarked against the Bank of England Base Rate plus a percentage per annum, measured over a rolling 3 year period. The relevant Investment Association (IA) sector is also provided as an additional comparator to investment solutions with a similar asset mix. Portfolio performance figures are net of the ongoing charge figure and model portfolio service fee.

Objective and Policy

The objective of the Model Portfolio is to achieve capital growth for investors wanting to invest over a time horizon of 3-5 years, and in line with Santander UK's Lower Medium Risk Category. The Model Portfolio is designed for investors who are prepared to accept a lower to medium risk from investing, and therefore want to achieve a lower to medium return. For more information about the Santander UK risk categories, please speak to your Private Banker.

For performance comparison purposes, the Model Portfolio references the Bank of England Base Rate, plus 1% per annum over a rolling 3 year period, after investment costs.

The Model Portfolio provides a diversified spread of investments, and will typically invest between 25% and 100% in bonds and cash, and between 15% and 40% in shares. The Model Portfolio may also invest up to a maximum allocation of 35% in 'alternatives', such as (but not limited to) property, private equity, commodities and absolute return strategies.

The Model Portfolio will access this spread of investments through collective investment schemes and cash. The Model Portfolio is permitted to invest up to 100% in passively managed collective investment schemes. The Model Portfolio can also invest in funds managed by Santander Asset Management subject to consent from Santander UK plc.

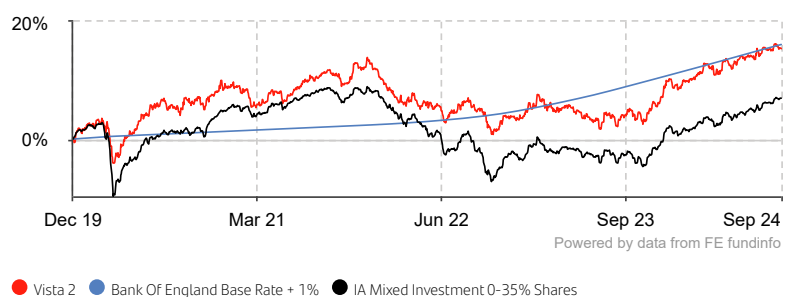
Cumulative performance

	1M	3M	6M	YTD	1Y	3Y	5Y	Since Launch
Vista 2	0.06%	1.29%	2.30%	4.72%	10.74%	4.12%		15.40%
IA Mixed Investment 0-35% Shares	0.67%	2.46%	3.10%	4.65%	10.53%	-0.18%	6.20%	6.96%
Bank Of England Base Rate + 1%	0.50%	1.55%	3.12%	4.68%	6.29%	13.67%	16.53%	16.13%

Annual performance

	2023	2022	2021	2020	2019
Vista 2	6.09%	-7.17%	2.87%	7.65%	
IA Mixed Investment 0-35% Shares	5.97%	-10.87%	2.84%	3.90%	8.72%
Bank Of England Base Rate + 1%	5.69%	2.45%	1.11%	1.23%	1.76%

Five year cumulative performance



Source of performance data: Santander Asset Management and FE fundinfo, calculations as at 30 September 2024 in GBP and net total return.


Past performance is not a guide to future performance. The value of your investment can fall as well as rise and you may not get back the original amount you invested. Please note that the value of any foreign investments may be affected by changes in currency exchange rates.

Santander Vista Model Portfolios



This factsheet contains holdings and performance data for the Model Portfolio. There will be differences in the holdings and performance of your own individual portfolio. Please log on to the Santander Investment Hub to see the holdings for your individual portfolio.

Risk and reward information



The funds that the Model Portfolio invests in have associated risks which should be considered, these risks are defined in the underlying funds Key Investor Information Documents.

In addition, Santander UK categorises each Model Portfolio into one of 6 risk categories from Very Low Risk to High Risk, based on what an extreme level of loss could be over the future investment horizon.

Santander UK have categorised Vista 2 as Lower Medium Risk based on that scale. SAM UK will manage the Model Portfolio in line with this risk rating, and from time to time may manage it in a way that reduces its risk rating to Lower Risk to help the Model Portfolio achieve its objective.

For more information about the Santander UK risk categories, please speak to your Private Banker.

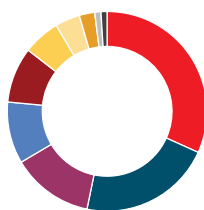
Model portfolio breakdown

TOP HOLDINGS

ISHARES ESGOSECORBDIDXUK D A	17.50%	ISHARES UK EQ INDX(UK) D A	7.25%
HSBC CORPORATE BOND C ACC	11.50%	ISHARES OSEA GOVBDINDX(UK) D A	6.00%
FIDELITY SHORT DTD CORP BD W ACC	11.25%	FIDELITY SUSMNYBLDINC W ACC GBP	5.00%
HSBC AMERICAN INDEX C ACC	10.75%	INVESCO STERLING BOND C A£	4.00%
ISHARES UK GLT ALSTINDX(UK) D A	9.00%	L&G EUROPEAN INDEX TST I ACC	4.00%

59.50% of the Model Portfolio is invested in passively managed Collective Investment Schemes. 1.75% of the Model Portfolio is invested in In-House Funds.

Asset allocation



STERLING CORPORATE BONDS	31.75%	GLOBAL GOVERNMENT BONDS	6.00%
GLOBAL CORPORATE BONDS	21.50%	EUROPEAN EQUITIES	4.00%
US EQUITIES	13.25%	JAPANESE EQUITIES	2.50%
UK EQUITIES	10.00%	GLOBAL SUB-INVESTMENT GRADE BONDS	1.00%
UK GOVERNMENT BONDS	9.00%	NON-DEVELOPED MARKET EQUITIES	1.00%

Calculations as at 30 September 2024. Source of Asset Allocation data is Santander Asset Management, based on portfolio manager allocations as at time of factsheet publication and includes detailed asset and sub asset classes, including cash. Prior to May 2021 restatement, source included FE fundinfo.

About the Model Portfolio

This Model Portfolio forms part of Santander UK's Model Portfolio Service. Santander Asset Management UK Limited (SAM UK) has been appointed by Santander UK, as your agent, to construct and manage this Model Portfolio in line with its objective and policy outlined in this factsheet.

A Model Portfolio is a mix of investment funds and cash which will be used as a reference for your individual portfolio. SAM UK defines this list of assets acting within the parameters of the Model Portfolio's Objective and Policy as agreed with Santander UK. Santander UK is responsible for assessing your suitability for the Model Portfolio Service and investment in line with this Model Portfolio. Santander ISA Managers Limited is appointed by Santander UK to create and administer your portfolio so that it is aligned to the Model Portfolio. However, it will not match exactly at any given point. This means the performance of your portfolio will differ to the performance of the Model Portfolio which is shown in this factsheet. Over time your Portfolio will become different to the Model Portfolio that it references because of market movements, and/or because the design of the Model Portfolio changes. When this difference becomes too great, your Portfolio will be re-aligned to the Model Portfolio and hence, to its objectives. This is called rebalancing. For more information, please see the Santander Investment Hub Terms and Conditions.

Model Portfolio Manager

Multi Asset Solutions UK Team

The Multi-Asset Solutions UK (MAS UK) team is part of a functional unit known as Global Multi-Asset Solutions (GMAS). The MAS UK team benefits from investment specialists with decades of cumulative experience in managing portfolios across a wide range of investment strategies and market environments and access to the research and infrastructure provided by the GMAS unit.

Useful Links

[Link to glossary here](#)

UK Investor Important Information

For retail distribution

This document has been approved and issued by Santander Asset Management UK Limited (SAM UK) in its capacity as the manager for the Model Portfolio Service.

Santander UK has appointed SAM UK as the manager for the Model Portfolio Service. Santander UK has appointed Santander ISA Managers Limited (SIM) as the platform service provider and SAM UK has appointed SIM as the broker. Santander UK plc is registered in England and Wales (Registration No. 229747), authorised by the Prudential Regulation Authority (PRA) and regulated by the Financial Conduct Authority (FCA), register number 106054 and the PRA. SIM is registered in Scotland (Registration No. SC151605) and is authorised and regulated by the FCA (171448). SAM UK is registered in Scotland (Registration No. SC106669) and is authorised and regulated by the FCA (122491). You can check this on the Financial Services Register by visiting the FCA's website www.fca.org.uk/register.

Santander and the flame logo are registered trademarks. www.santanderassetmanagement.co.uk.

Santander Vista Model Portfolios

September 2024

Santander Vista 3



Model portfolio overview

Launch Date	11 Dec 2019
-------------	-------------

Time Horizon	3-5 years
--------------	-----------

Actual Ongoing Charge Figure	0.24%
------------------------------	-------

Model Portfolio Service Fee	0.25%
-----------------------------	-------

All fees are per annum.

Costs and charges

The funds that the Model Portfolio invests in will each have an Ongoing Charge Figure (OCF) which can vary over time. SAM UK will aim to keep the total OCF across the Model Portfolio to a maximum of 0.60% per annum, although this level is not guaranteed. These underlying funds also have transaction costs associated with them. The estimated level of the transaction costs will be disclosed to you before you invest in the service. Transaction costs are the costs which the underlying fund incurs when buying and selling assets.

SAM UK will charge a Model Portfolio Service Fee for making day to day investment decisions relating to the Model Portfolio. This includes deciding its asset allocation and selecting the individual funds that make up the Model Portfolio. The fee will be 0.25% of the Model Portfolio value each year.

Please note that the Santander Vista Model Portfolios were launched on 11 December 2019 and therefore 5 year performance figures are not available. Performance data is calculated on a model portfolio basis, so you will need to refer to the Santander Investment Hub or your Private Banker for details regarding your specific investment.

For performance comparison purposes and to reflect the capital growth objective and time horizon, each model is benchmarked against the Bank of England Base Rate plus a percentage per annum, measured over a rolling 3 year period. The relevant Investment Association (IA) sector is also provided as an additional comparator to investment solutions with a similar asset mix. Portfolio performance figures are net of the ongoing charge figure and model portfolio service fee.

Objective and Policy

The objective of the Model Portfolio is to achieve capital growth for investors wanting to invest over a time horizon of 3-5 years, and in line with Santander UK's Medium Risk Category. The Model Portfolio is designed for investors who are prepared to accept a medium risk from investing, and therefore want to achieve a medium return. For more information about the Santander UK risk categories, please speak to your Private Banker.

For performance comparison purposes, the Model Portfolio references the Bank of England Base Rate, plus 1.5% per annum over a rolling 3 year period, after investment costs.

The Model Portfolio provides a diversified spread of investments, and will typically invest between 0% and 75% in bonds and cash, and between 35% and 60% in shares. The Model Portfolio may also invest up to a maximum allocation of 35% in 'alternatives', such as (but not limited to) property, private equity, commodities and absolute return strategies.

The Model Portfolio will access this spread of investments through collective investment schemes and cash. The Model Portfolio is permitted to invest up to 100% in passively managed collective investment schemes. The Model Portfolio can also invest in funds managed by Santander Asset Management subject to consent from Santander UK plc.

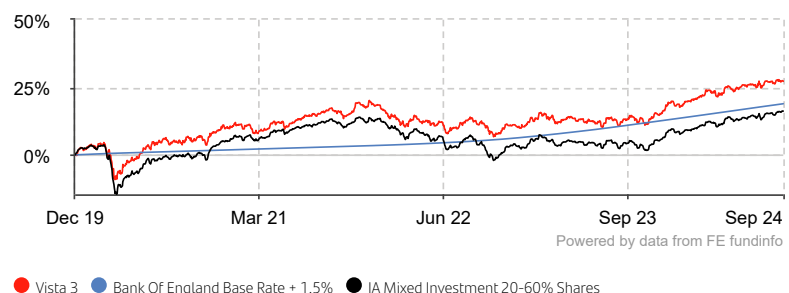
Cumulative performance

	1M	3M	6M	YTD	1Y	3Y	5Y	Since Launch
Vista 3	0.02%	1.15%	2.68%	6.17%	12.30%	9.82%		27.21%
IA Mixed Investment 20-60% Shares	0.62%	2.28%	3.44%	6.01%	12.01%	4.36%	15.71%	16.20%
Bank Of England Base Rate + 1.5%	0.54%	1.67%	3.38%	5.08%	6.82%	15.37%	19.44%	18.92%

Annual performance

	2023	2022	2021	2020	2019
Vista 3	8.05%	-6.37%	7.45%	8.44%	
IA Mixed Investment 20-60% Shares	6.81%	-9.47%	7.20%	3.51%	11.99%
Bank Of England Base Rate + 1.5%	6.21%	2.96%	1.61%	1.73%	2.26%

Five year cumulative performance



Source of performance data: Santander Asset Management and FE fundinfo, calculations as at 30 September 2024 in GBP and net total return.

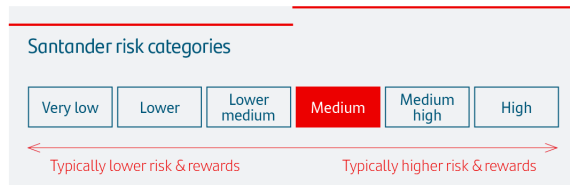
Past performance is not a guide to future performance. The value of your investment can fall as well as rise and you may not get back the original amount you invested. Please note that the value of any foreign investments may be affected by changes in currency exchange rates.

Santander Vista Model Portfolios



This factsheet contains holdings and performance data for the Model Portfolio. There will be differences in the holdings and performance of your own individual portfolio. Please log on to the Santander Investment Hub to see the holdings for your individual portfolio.

Risk and reward information



The funds that the Model Portfolio invests in have associated risks which should be considered, these risks are defined in the underlying funds Key Investor Information Documents.

In addition, Santander UK categorises each Model Portfolio into one of 6 risk categories from Very Low Risk to High Risk, based on what an extreme level of loss could be over the future investment horizon.

Santander UK have categorised Vista 3 as Medium Risk based on that scale. SAM UK will manage the Model Portfolio in line with this risk rating, and from time to time may manage it in a way that reduces its risk rating to Lower Medium Risk to help the Model Portfolio achieve its objective.

For more information about the Santander UK risk categories, please speak to your Private Banker.

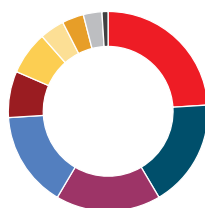
Model portfolio breakdown

TOP HOLDINGS

ISHARES ESGSEACORBDIDXUK D A	13.00%	FIDELITY SHORT DTD CORP BD W ACC	7.00%
ISHARES UK EQ INDX(UK) D A	11.00%	ISHARES UK GLT ALSTINDX(UK) D A	7.00%
HSBC AMERICAN INDEX C ACC	10.75%	FIDELITY INDEX US P	6.75%
HSBC CORPORATE BOND C ACC	8.00%	FIDELITY SUSMNYBLDINC W ACC GBP	5.00%
L&G EUROPEAN INDEX TST I ACC	7.50%	INVESCO STERLING BOND C A£	4.00%

66% of the Model Portfolio is invested in passively managed Collective Investment Schemes. 2.50% of the Model Portfolio is invested in In-House Funds.

Asset allocation



STERLING CORPORATE BONDS	24.00%	UK GOVERNMENT BONDS	7.00%
US EQUITIES	17.50%	GLOBAL GOVERNMENT BONDS	4.00%
GLOBAL CORPORATE BONDS	17.00%	JAPANESE EQUITIES	3.50%
UK EQUITIES	15.50%	NON-DEVELOPED MARKET EQUITIES	3.00%
EUROPEAN EQUITIES	7.50%	GLOBAL SUB-INVESTMENT GRADE BONDS	1.00%

Calculations as at 30 September 2024. Source of Asset Allocation data is Santander Asset Management, based on portfolio manager allocations as at time of factsheet publication and includes detailed asset and sub asset classes, including cash. Prior to May 2021 restatement, source included FE fundinfo.

About the Model Portfolio

This Model Portfolio forms part of Santander UK's Model Portfolio Service. Santander Asset Management UK Limited (SAM UK) has been appointed by Santander UK, as your agent, to construct and manage this Model Portfolio in line with its objective and policy outlined in this factsheet.

A Model Portfolio is a mix of investment funds and cash which will be used as a reference for your individual portfolio. SAM UK defines this list of assets acting within the parameters of the Model Portfolio's Objective and Policy as agreed with Santander UK. Santander UK is responsible for assessing your suitability for the Model Portfolio Service and investment in line with this Model Portfolio. Santander ISA Managers Limited is appointed by Santander UK to create and administer your portfolio so that it is aligned to the Model Portfolio. However, it will not match exactly at any given point. This means the performance of your portfolio will differ to the performance of the Model Portfolio which is shown in this factsheet. Over time your Portfolio will become different to the Model Portfolio that it references because of market movements, and/or because the design of the Model Portfolio changes. When this difference becomes too great, your Portfolio will be re-aligned to the Model Portfolio and hence, to its objectives. This is called rebalancing. For more information, please see the Santander Investment Hub Terms and Conditions.

Model Portfolio Manager

Multi Asset Solutions UK Team

The Multi-Asset Solutions UK (MAS UK) team is part of a functional unit known as Global Multi-Asset Solutions (GMAS). The MAS UK team benefits from investment specialists with decades of cumulative experience in managing portfolios across a wide range of investment strategies and market environments and access to the research and infrastructure provided by the GMAS unit.

Useful Links

[Link to glossary here](#)

UK Investor Important Information

For retail distribution

This document has been approved and issued by Santander Asset Management UK Limited (SAM UK) in its capacity as the manager for the Model Portfolio Service.

Santander UK has appointed SAM UK as the manager for the Model Portfolio Service. Santander UK has appointed Santander ISA Managers Limited (SIM) as the platform service provider and SAM UK has appointed SIM as the broker. Santander UK plc is registered in England and Wales (Registration No. 229747), authorised by the Prudential Regulation Authority (PRA) and regulated by the Financial Conduct Authority (FCA), register number 106054 and the PRA. SIM is registered in Scotland (Registration No. SC151605) and is authorised and regulated by the FCA (171448). SAM UK is registered in Scotland (Registration No. SC106669) and is authorised and regulated by the FCA (122491). You can check this on the Financial Services Register by visiting the FCA's website www.fca.org.uk/register.

Santander and the flame logo are registered trademarks. www.santanderassetmanagement.co.uk.

Santander Vista Model Portfolios

September 2024

Santander Vista 4



Model portfolio overview

Launch Date	11 Dec 2019
-------------	-------------

Time Horizon	5-10 years
--------------	------------

Actual Ongoing Charge Figure	0.26%
------------------------------	-------

Model Portfolio Service Fee	0.25%
-----------------------------	-------

All fees are per annum.

Costs and charges

The funds that the Model Portfolio invests in will each have an Ongoing Charge Figure (OCF) which can vary over time. SAM UK will aim to keep the total OCF across the Model Portfolio to a maximum of 0.60% per annum, although this level is not guaranteed. These underlying funds also have transaction costs associated with them. The estimated level of the transaction costs will be disclosed to you before you invest in the service. Transaction costs are the costs which the underlying fund incurs when buying and selling assets.

SAM UK will charge a Model Portfolio Service Fee for making day to day investment decisions relating to the Model Portfolio. This includes deciding its asset allocation and selecting the individual funds that make up the Model Portfolio. The fee will be 0.25% of the Model Portfolio value each year.

Please note that the Santander Vista Model Portfolios were launched on 11 December 2019 and therefore 5 year performance figures are not available. Performance data is calculated on a model portfolio basis, so you will need to refer to the Santander Investment Hub or your Private Banker for details regarding your specific investment.

For performance comparison purposes and to reflect the capital growth objective and time horizon, each model is benchmarked against the Bank of England Base Rate plus a percentage per annum, measured over a rolling 3 year period. The relevant Investment Association (IA) sector is also provided as an additional comparator to investment solutions with a similar asset mix. Portfolio performance figures are net of the ongoing charge figure and model portfolio service fee.

Objective and Policy

The objective of the Model Portfolio is to achieve capital growth for investors wanting to invest over a time horizon of 5-10 years, and in line with Santander UK's Lower Risk Category. The Model Portfolio is designed for investors who are prepared to accept a lower risk from investing, and are therefore more willing to accept a lower return. For more information about the Santander UK risk categories, please speak to your Private Banker.

For performance comparison purposes, the Model Portfolio references the Bank of England Base Rate, plus 1% per annum over a rolling 3 year period, after investment costs.

The Model Portfolio provides a diversified spread of investments, and will typically invest between 25% and 100% in bonds and cash, and between 0% and 30% in shares. The Model Portfolio may also invest up to a maximum allocation of 35% in 'alternatives', such as (but not limited to) property, private equity, commodities and absolute return strategies.

The Model Portfolio will access this spread of investments through collective investment schemes and cash. The Model Portfolio is permitted to invest up to 100% in passively managed collective investment schemes. The Model Portfolio can also invest in funds managed by Santander Asset Management subject to consent from Santander UK plc.

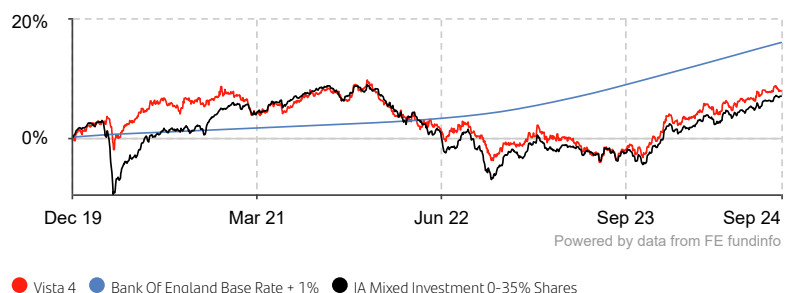
Cumulative performance

	1M	3M	6M	YTD	1Y	3Y	5Y	Since Launch
Vista 4	0.10%	1.48%	2.11%	3.95%	10.16%	0.21%		7.84%
IA Mixed Investment 0-35% Shares	0.67%	2.46%	3.10%	4.65%	10.53%	-0.18%	6.20%	6.96%
Bank Of England Base Rate + 1%	0.50%	1.55%	3.12%	4.68%	6.29%	13.67%	16.53%	16.13%

Annual performance

	2023	2022	2021	2020	2019
Vista 4	5.03%	-8.25%	0.28%	6.69%	
IA Mixed Investment 0-35% Shares	5.97%	-10.87%	2.84%	3.90%	8.72%
Bank Of England Base Rate + 1%	5.69%	2.45%	1.11%	1.23%	1.76%

Five year cumulative performance



Source of performance data: Santander Asset Management and FE fundinfo, calculations as at 30 September 2024 in GBP and net total return.

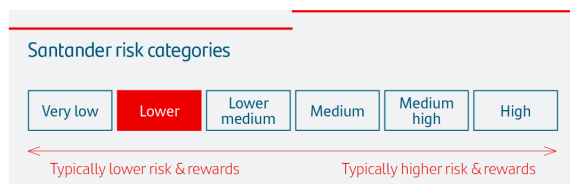
Past performance is not a guide to future performance. The value of your investment can fall as well as rise and you may not get back the original amount you invested. Please note that the value of any foreign investments may be affected by changes in currency exchange rates.

Santander Vista Model Portfolios



This factsheet contains holdings and performance data for the Model Portfolio. There will be differences in the holdings and performance of your own individual portfolio. Please log on to the Santander Investment Hub to see the holdings for your individual portfolio.

Risk and reward information



The funds that the Model Portfolio invests in have associated risks which should be considered, these risks are defined in the underlying funds Key Investor Information Documents.

In addition, Santander UK categorises each Model Portfolio into one of 6 risk categories from Very Low Risk to High Risk, based on what an extreme level of loss could be over the future investment horizon.

Santander UK have categorised Vista 4 as Lower Risk based on that scale. SAM UK will manage the Model Portfolio in line with this risk rating, and from time to time may manage it in a way that reduces its risk rating to Very Low Risk to help the Model Portfolio achieve its objective.

For more information about the Santander UK risk categories, please speak to your Private Banker.

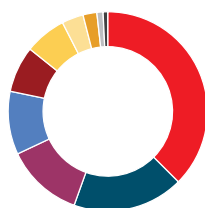
Model portfolio breakdown

TOP HOLDINGS

ISHARES ESGOSECORBDIDXUK D A	14.50%	ISHARES OSEA GOVBDINDX(UK) D A	7.50%
HSBC CORPORATE BOND C ACC	14.00%	FIDELITY SUSMNYBLDINC W ACC GBP	6.00%
FIDELITY SHORT DTD CORP BD W ACC	13.50%	INVESCO STERLING BOND C A£	4.00%
ISHARES UK GLT ALSTINDX(UK) D A	12.50%	FIDELITY INDEX UK P	3.75%
HSBC AMERICAN INDEX C ACC	10.25%	L&G EUROPEAN INDEX TST I ACC	3.50%

55% of the Model Portfolio is invested in passively managed Collective Investment Schemes. 1% of the Model Portfolio is invested in In-House Funds.

Asset allocation



STERLING CORPORATE BONDS	37.50%	UK EQUITIES	6.75%
GLOBAL CORPORATE BONDS	18.00%	EUROPEAN EQUITIES	3.50%
UK GOVERNMENT BONDS	12.50%	JAPANESE EQUITIES	2.25%
US EQUITIES	10.25%	GLOBAL SUB-INVESTMENT GRADE BONDS	1.00%
GLOBAL GOVERNMENT BONDS	7.50%	NON-DEVELOPED MARKET EQUITIES	0.75%

Calculations as at 30 September 2024. Source of Asset Allocation data is Santander Asset Management, based on portfolio manager allocations as at time of factsheet publication and includes detailed asset and sub asset classes, including cash. Prior to May 2021 restatement, source included FE fundinfo.

About the Model Portfolio

This Model Portfolio forms part of Santander UK's Model Portfolio Service. Santander Asset Management UK Limited (SAM UK) has been appointed by Santander UK, as your agent, to construct and manage this Model Portfolio in line with its objective and policy outlined in this factsheet.

A Model Portfolio is a mix of investment funds and cash which will be used as a reference for your individual portfolio. SAM UK defines this list of assets acting within the parameters of the Model Portfolio's Objective and Policy as agreed with Santander UK. Santander UK is responsible for assessing your suitability for the Model Portfolio Service and investment in line with this Model Portfolio. Santander ISA Managers Limited is appointed by Santander UK to create and administer your portfolio so that it is aligned to the Model Portfolio. However, it will not match exactly at any given point. This means the performance of your portfolio will differ to the performance of the Model Portfolio which is shown in this factsheet. Over time your Portfolio will become different to the Model Portfolio that it references because of market movements, and/or because the design of the Model Portfolio changes. When this difference becomes too great, your Portfolio will be re-aligned to the Model Portfolio and hence, to its objectives. This is called rebalancing. For more information, please see the Santander Investment Hub Terms and Conditions.

Model Portfolio Manager

Multi Asset Solutions UK Team

The Multi-Asset Solutions UK (MAS UK) team is part of a functional unit known as Global Multi-Asset Solutions (GMAS). The MAS UK team benefits from investment specialists with decades of cumulative experience in managing portfolios across a wide range of investment strategies and market environments and access to the research and infrastructure provided by the GMAS unit.

Useful Links

[Link to glossary here](#)

UK Investor Important Information
For retail distribution

This document has been approved and issued by Santander Asset Management UK Limited (SAM UK) in its capacity as the manager for the Model Portfolio Service.

Santander UK has appointed SAM UK as the manager for the Model Portfolio Service. Santander UK has appointed Santander ISA Managers Limited (SIM) as the platform service provider and SAM UK has appointed SIM as the broker. Santander UK plc is registered in England and Wales (Registration No. 229747), authorised by the Prudential Regulation Authority (PRA) and regulated by the Financial Conduct Authority (FCA), register number 106054 and the PRA. SIM is registered in Scotland (Registration No. SC151605) and is authorised and regulated by the FCA (171448). SAM UK is registered in Scotland (Registration No. SC106669) and is authorised and regulated by the FCA (122491). You can check this on the Financial Services Register by visiting the FCA's website www.fca.org.uk/register.

Santander and the flame logo are registered trademarks. www.santanderassetmanagement.co.uk.

Santander Vista Model Portfolios

September 2024

Santander Vista 5



Model portfolio overview

Launch Date	11 Dec 2019
-------------	-------------

Time Horizon	5-10 years
--------------	------------

Actual Ongoing Charge Figure	0.25%
------------------------------	-------

Model Portfolio Service Fee	0.25%
-----------------------------	-------

All fees are per annum.

Costs and charges

The funds that the Model Portfolio invests in will each have an Ongoing Charge Figure (OCF) which can vary over time. SAM UK will aim to keep the total OCF across the Model Portfolio to a maximum of 0.70% per annum, although this level is not guaranteed. These underlying funds also have transaction costs associated with them. The estimated level of the transaction costs will be disclosed to you before you invest in the service. Transaction costs are the costs which the underlying fund incurs when buying and selling assets.

SAM UK will charge a Model Portfolio Service Fee for making day to day investment decisions relating to the Model Portfolio. This includes deciding its asset allocation and selecting the individual funds that make up the Model Portfolio. The fee will be 0.25% of the Model Portfolio value each year.

Please note that the Santander Vista Model Portfolios were launched on 11 December 2019 and therefore 5 year performance figures are not available. Performance data is calculated on a model portfolio basis, so you will need to refer to the Santander Investment Hub or your Private Banker for details regarding your specific investment.

For performance comparison purposes and to reflect the capital growth objective and time horizon, each model is benchmarked against the Bank of England Base Rate plus a percentage per annum, measured over a rolling 3 year period. The relevant Investment Association (IA) sector is also provided as an additional comparator to investment solutions with a similar asset mix. Portfolio performance figures are net of the ongoing charge figure and model portfolio service fee.

Objective and Policy

The objective of the Model Portfolio is to achieve capital growth for investors wanting to invest over a time horizon of 5-10 years, and in line with Santander UK's Lower Medium Risk Category. The Model Portfolio is designed for investors who are prepared to accept a lower to medium risk from investing, and therefore want to achieve a lower to medium return. For more information about the Santander UK risk categories, please speak to your Private Banker.

For performance comparison purposes, the Model Portfolio references the Bank of England Base Rate, plus 1.25% per annum over a rolling 3 year period, after investment costs.

The Model Portfolio provides a diversified spread of investments, and will typically invest between 25% and 100% in bonds and cash, and between 15% and 50% in shares. The Model Portfolio may also invest up to a maximum allocation of 35% in 'alternatives', such as (but not limited to) property, private equity, commodities and absolute return strategies.

The Model Portfolio will access this spread of investments through collective investment schemes and cash. The Model Portfolio is permitted to invest up to 100% in passively managed collective investment schemes. The Model Portfolio can also invest in funds managed by Santander Asset Management subject to consent from Santander UK plc.

Cumulative performance

	1M	3M	6M	YTD	1Y	3Y	5Y	Since Launch
Vista 5	0.11%	1.23%	2.58%	5.67%	11.77%	5.87%		18.10%
IA Mixed Investment 20-60% Shares	0.62%	2.28%	3.44%	6.01%	12.01%	4.36%	15.71%	16.20%
Bank Of England Base Rate + 1.25%	0.52%	1.61%	3.25%	4.88%	6.55%	14.52%	17.98%	17.52%

Annual performance

	2023	2022	2021	2020	2019
Vista 5	6.41%	-6.97%	3.60%	7.81%	
IA Mixed Investment 20-60% Shares	6.81%	-9.47%	7.20%	3.51%	11.99%
Bank Of England Base Rate + 1.25%	5.95%	2.71%	1.36%	1.48%	2.01%

Five year cumulative performance



Source of performance data: Santander Asset Management and FE fundinfo, calculations as at 30 September 2024 in GBP and net total return.

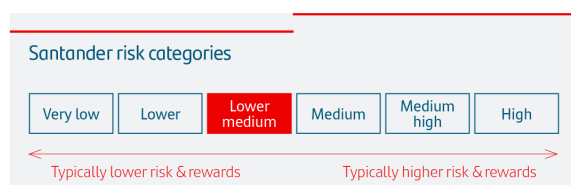
Past performance is not a guide to future performance. The value of your investment can fall as well as rise and you may not get back the original amount you invested. Please note that the value of any foreign investments may be affected by changes in currency exchange rates.

Santander Vista Model Portfolios



This factsheet contains holdings and performance data for the Model Portfolio. There will be differences in the holdings and performance of your own individual portfolio. Please log on to the Santander Investment Hub to see the holdings for your individual portfolio.

Risk and reward information



The funds that the Model Portfolio invests in have associated risks which should be considered, these risks are defined in the underlying funds Key Investor Information Documents.

In addition, Santander UK categorises each Model Portfolio into one of 6 risk categories from Very Low Risk to High Risk, based on what an extreme level of loss could be over the future investment horizon.

Santander UK have categorised Vista 5 as Lower Medium Risk based on that scale. SAM UK will manage the Model Portfolio in line with this risk rating, and from time to time may manage it in a way that reduces its risk rating to Lower Risk to help the Model Portfolio achieve its objective.

For more information about the Santander UK risk categories, please speak to your Private Banker.

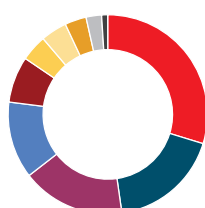
Model portfolio breakdown

TOP HOLDINGS

ISHARES ESGOSECORBDIDXUK D A	14.00%	ISHARES UK GLT ALSTINDX(UK) D A	7.50%
HSBC AMERICAN INDEX C ACC	13.00%	FIDELITY SUSMNYBLDINC W ACC GBP	5.00%
FIDELITY SHORT DTD CORP BD W ACC	11.25%	ISHARES OSEA GOVBINDX(UK) D A	4.25%
HSBC CORPORATE BOND C ACC	9.50%	L&G EUROPEAN INDEX TST I ACC	4.25%
ISHARES UK EQ INDX(UK) D A	9.50%	INVESCO STERLING BOND C A£	4.00%

60.75% of the Model Portfolio is invested in passively managed Collective Investment Schemes. 2% of the Model Portfolio is invested in In-House Funds.

Asset allocation



STERLING CORPORATE BONDS	29.75%	EUROPEAN EQUITIES	4.25%
GLOBAL CORPORATE BONDS	18.00%	GLOBAL GOVERNMENT BONDS	4.25%
US EQUITIES	16.75%	JAPANESE EQUITIES	3.50%
UK EQUITIES	12.50%	NON-DEVELOPED MARKET EQUITIES	2.50%
UK GOVERNMENT BONDS	7.50%	GLOBAL SUB-INVESTMENT GRADE BONDS	1.00%

Calculations as at 30 September 2024. Source of Asset Allocation data is Santander Asset Management, based on portfolio manager allocations as at time of factsheet publication and includes detailed asset and sub asset classes, including cash. Prior to May 2021 restatement, source included FE fundinfo.

About the Model Portfolio

This Model Portfolio forms part of Santander UK's Model Portfolio Service. Santander Asset Management UK Limited (SAM UK) has been appointed by Santander UK, as your agent, to construct and manage this Model Portfolio in line with its objective and policy outlined in this factsheet.

A Model Portfolio is a mix of investment funds and cash which will be used as a reference for your individual portfolio. SAM UK defines this list of assets acting within the parameters of the Model Portfolio's Objective and Policy as agreed with Santander UK. Santander UK is responsible for assessing your suitability for the Model Portfolio Service and investment in line with this Model Portfolio. Santander ISA Managers Limited is appointed by Santander UK to create and administer your portfolio so that it is aligned to the Model Portfolio. However, it will not match exactly at any given point. This means the performance of your portfolio will differ to the performance of the Model Portfolio which is shown in this factsheet. Over time your Portfolio will become different to the Model Portfolio that it references because of market movements, and/or because the design of the Model Portfolio changes. When this difference becomes too great, your Portfolio will be re-aligned to the Model Portfolio and hence, to its objectives. This is called rebalancing. For more information, please see the Santander Investment Hub Terms and Conditions.

Model Portfolio Manager

Multi Asset Solutions UK Team

The Multi-Asset Solutions UK (MAS UK) team is part of a functional unit known as Global Multi-Asset Solutions (GMAS). The MAS UK team benefits from investment specialists with decades of cumulative experience in managing portfolios across a wide range of investment strategies and market environments and access to the research and infrastructure provided by the GMAS unit.

Useful Links

[Link to glossary here](#)

UK Investor Important Information
For retail distribution

This document has been approved and issued by Santander Asset Management UK Limited (SAM UK) in its capacity as the manager for the Model Portfolio Service.

Santander UK has appointed SAM UK as the manager for the Model Portfolio Service. Santander UK has appointed Santander ISA Managers Limited (SIM) as the platform service provider and SAM UK has appointed SIM as the broker. Santander UK plc is registered in England and Wales (Registration No. 229747), authorised by the Prudential Regulation Authority (PRA) and regulated by the Financial Conduct Authority (FCA), register number 106054 and the PRA. SIM is registered in Scotland (Registration No. SC151605) and is authorised and regulated by the FCA (171448). SAM UK is registered in Scotland (Registration No. SC106669) and is authorised and regulated by the FCA (122491). You can check this on the Financial Services Register by visiting the FCA's website www.fca.org.uk/register.

Santander and the flame logo are registered trademarks. www.santanderassetmanagement.co.uk.

September 2024
Santander Vista 6



Model portfolio overview

Launch Date 11 Dec 2019

Time Horizon 5-10 years

Actual Ongoing Charge Figure 0.23%

Model Portfolio Service Fee 0.25%

All fees are per annum.

Costs and charges

The funds that the Model Portfolio invests in will each have an Ongoing Charge Figure (OCF) which can vary over time. SAM UK will aim to keep the total OCF across the Model Portfolio to a maximum of 0.80% per annum, although this level is not guaranteed. These underlying funds also have transaction costs associated with them. The estimated level of the transaction costs will be disclosed to you before you invest in the service. Transaction costs are the costs which the underlying fund incurs when buying and selling assets.

SAM UK will charge a Model Portfolio Service Fee for making day to day investment decisions relating to the Model Portfolio. This includes deciding its asset allocation and selecting the individual funds that make up the Model Portfolio. The fee will be 0.25% of the Model Portfolio value each year.

Please note that the Santander Vista Model Portfolios were launched on 11 December 2019 and therefore 5 year performance figures are not available. Performance data is calculated on a model portfolio basis, so you will need to refer to the Santander Investment Hub or your Private Banker for details regarding your specific investment.

For performance comparison purposes and to reflect the capital growth objective and time horizon, each model is benchmarked against the Bank of England Base Rate plus a percentage per annum, measured over a rolling 3 year period. The relevant Investment Association (IA) sector is also provided as an additional comparator to investment solutions with a similar asset mix. Portfolio performance figures are net of the ongoing charge figure and model portfolio service fee.

Objective and Policy

The objective of the Model Portfolio is to achieve capital growth for investors wanting to invest over a time horizon of 5-10 years, and in line with Santander UK's Medium Risk Category. The Model Portfolio is designed for investors who are prepared to accept a medium risk from investing, and therefore want to achieve a medium return. For more information about the Santander UK risk categories, please speak to your Private Banker.

For performance comparison purposes, the Model Portfolio references the Bank of England Base Rate, plus 1.75% per annum over a rolling 3 year period, after investment costs.

The Model Portfolio provides a diversified spread of investments, and will typically invest between 0% and 75% in bonds and cash, and between 35% and 70% in shares. The Model Portfolio may also invest up to a maximum allocation of 35% in 'alternatives', such as (but not limited to) property, private equity, commodities and absolute return strategies.

The Model Portfolio will access this spread of investments through collective investment schemes and cash. The Model Portfolio is permitted to invest up to 100% in passively managed collective investment schemes. The Model Portfolio can also invest in funds managed by Santander Asset Management subject to consent from Santander UK plc.

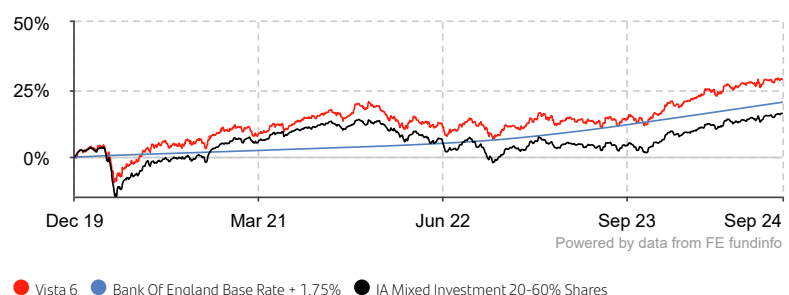
Cumulative performance

	1M	3M	6M	YTD	1Y	3Y	5Y	Since Launch
Vista 6	0.08%	1.13%	2.88%	6.67%	12.74%	11.04%		28.77%
IA Mixed Investment 20-60% Shares	0.62%	2.28%	3.44%	6.01%	12.01%	4.36%	15.71%	16.20%
Bank Of England Base Rate + 1.75%	0.56%	1.74%	3.51%	5.27%	7.08%	16.22%	20.92%	20.33%

Annual performance

	2023	2022	2021	2020	2019
Vista 6	8.47%	-6.42%	7.98%	8.32%	
IA Mixed Investment 20-60% Shares	6.81%	-9.47%	7.20%	3.51%	11.99%
Bank Of England Base Rate + 1.75%	6.47%	3.21%	1.86%	1.98%	2.51%

Five year cumulative performance



Source of performance data: Santander Asset Management and FE fundinfo, calculations as at 30 September 2024 in GBP and net total return.

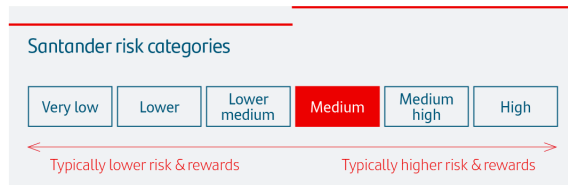
Past performance is not a guide to future performance. The value of your investment can fall as well as rise and you may not get back the original amount you invested. Please note that the value of any foreign investments may be affected by changes in currency exchange rates.

Santander Vista Model Portfolios



This factsheet contains holdings and performance data for the Model Portfolio. There will be differences in the holdings and performance of your own individual portfolio. Please log on to the Santander Investment Hub to see the holdings for your individual portfolio.

Risk and reward information



The funds that the Model Portfolio invests in have associated risks which should be considered, these risks are defined in the underlying funds Key Investor Information Documents.

In addition, Santander UK categorises each Model Portfolio into one of 6 risk categories from Very Low Risk to High Risk, based on what an extreme level of loss could be over the future investment horizon.

Santander UK have categorised Vista 6 as Medium Risk based on that scale. SAM UK will manage the Model Portfolio in line with this risk rating, and from time to time may manage it in a way that reduces its risk rating to Lower Medium Risk to help the Model Portfolio achieve its objective.

For more information about the Santander UK risk categories, please speak to your Private Banker.

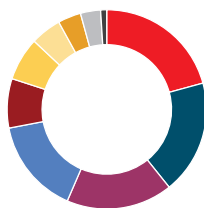
Model portfolio breakdown

TOP HOLDINGS

ISHARES UK EQ INDX(UK) D A	12.50%	ISHARES UK GLT ALSTINDX(UK) D A	7.00%
ISHARES ESGOSECORBDIXUK D A	11.50%	L&G EUROPEAN INDEX TST I ACC	6.00%
HSBC AMERICAN INDEX C ACC	11.25%	FIDELITY SHORT DTD CORP BD W ACC	5.75%
FIDELITY INDEX US P	7.25%	FIDELITY INDEX EMG MKTS P ACC	5.00%
HSBC CORPORATE BOND C ACC	7.00%	FIDELITY SUSMNYBLDINC W ACC GBP	4.00%

69% of the Model Portfolio is invested in passively managed Collective Investment Schemes. 2.75% of the Model Portfolio is invested in In-House Funds.

Asset allocation



STERLING CORPORATE BONDS	20.75%	UK GOVERNMENT BONDS	7.00%
US EQUITIES	18.50%	NON-DEVELOPED MARKET EQUITIES	5.00%
UK EQUITIES	17.25%	JAPANESE EQUITIES	3.75%
GLOBAL CORPORATE BONDS	15.50%	GLOBAL GOVERNMENT BONDS	3.25%
EUROPEAN EQUITIES	8.00%	GLOBAL SUB-INVESTMENT GRADE BONDS	1.00%

Calculations as at 30 September 2024. Source of Asset Allocation data is Santander Asset Management, based on portfolio manager allocations as at time of factsheet publication and includes detailed asset and sub asset classes, including cash. Prior to May 2021 restatement, source included FE fundinfo.

About the Model Portfolio

This Model Portfolio forms part of Santander UK's Model Portfolio Service. Santander Asset Management UK Limited (SAM UK) has been appointed by Santander UK, as your agent, to construct and manage this Model Portfolio in line with its objective and policy outlined in this factsheet.

A Model Portfolio is a mix of investment funds and cash which will be used as a reference for your individual portfolio. SAM UK defines this list of assets acting within the parameters of the Model Portfolio's Objective and Policy as agreed with Santander UK. Santander UK is responsible for assessing your suitability for the Model Portfolio Service and investment in line with this Model Portfolio. Santander ISA Managers Limited is appointed by Santander UK to create and administer your portfolio so that it is aligned to the Model Portfolio. However, it will not match exactly at any given point. This means the performance of your portfolio will differ to the performance of the Model Portfolio which is shown in this factsheet. Over time your Portfolio will become different to the Model Portfolio that it references because of market movements, and/or because the design of the Model Portfolio changes. When this difference becomes too great, your Portfolio will be re-aligned to the Model Portfolio and hence, to its objectives. This is called rebalancing. For more information, please see the Santander Investment Hub Terms and Conditions.

Model Portfolio Manager

Multi Asset Solutions UK Team

The Multi-Asset Solutions UK (MAS UK) team is part of a functional unit known as Global Multi-Asset Solutions (GMAS). The MAS UK team benefits from investment specialists with decades of cumulative experience in managing portfolios across a wide range of investment strategies and market environments and access to the research and infrastructure provided by the GMAS unit.

Useful Links

[Link to glossary here](#)

UK Investor Important Information
For retail distribution

This document has been approved and issued by Santander Asset Management UK Limited (SAM UK) in its capacity as the manager for the Model Portfolio Service.

Santander UK has appointed SAM UK as the manager for the Model Portfolio Service. Santander UK has appointed Santander ISA Managers Limited (SIM) as the platform service provider and SAM UK has appointed SIM as the broker. Santander UK plc is registered in England and Wales (Registration No. 229747), authorised by the Prudential Regulation Authority (PRA) and regulated by the Financial Conduct Authority (FCA), register number 106054 and the PRA. SIM is registered in Scotland (Registration No. SC151605) and is authorised and regulated by the FCA (171448). SAM UK is registered in Scotland (Registration No. SC106669) and is authorised and regulated by the FCA (122491). You can check this on the Financial Services Register by visiting the FCA's website www.fca.org.uk/register.

Santander and the flame logo are registered trademarks. www.santanderassetmanagement.co.uk.

Santander Vista Model Portfolios

September 2024

Santander Vista 7



Model portfolio overview

Launch Date	11 Dec 2019
-------------	-------------

Time Horizon	5-10 years
--------------	------------

Actual Ongoing Charge Figure	0.20%
------------------------------	-------

Model Portfolio Service Fee	0.25%
-----------------------------	-------

All fees are per annum.

Costs and charges

The funds that the Model Portfolio invests in will each have an Ongoing Charge Figure (OCF) which can vary over time. SAM UK will aim to keep the total OCF across the Model Portfolio to a maximum of 0.90% per annum, although this level is not guaranteed. These underlying funds also have transaction costs associated with them. The estimated level of the transaction costs will be disclosed to you before you invest in the service. Transaction costs are the costs which the underlying fund incurs when buying and selling assets.

SAM UK will charge a Model Portfolio Service Fee for making day to day investment decisions relating to the Model Portfolio. This includes deciding its asset allocation and selecting the individual funds that make up the Model Portfolio. The fee will be 0.25% of the Model Portfolio value each year.

Please note that the Santander Vista Model Portfolios were launched on 11 December 2019 and therefore 5 year performance figures are not available. Performance data is calculated on a model portfolio basis, so you will need to refer to the Santander Investment Hub or your Private Banker for details regarding your specific investment.

For performance comparison purposes and to reflect the capital growth objective and time horizon, each model is benchmarked against the Bank of England Base Rate plus a percentage per annum, measured over a rolling 3 year period. The relevant Investment Association (IA) sector is also provided as an additional comparator to investment solutions with a similar asset mix. Portfolio performance figures are net of the ongoing charge figure and model portfolio service fee.

Objective and Policy

The objective of the Model Portfolio is to achieve capital growth for investors wanting to invest over a time horizon of 5-10 years, and in line with Santander UK's Medium High Risk Category. The Model Portfolio is designed for investors who are prepared to accept a medium to high risk from investing, and therefore want to achieve a medium to high return. For more information about the Santander UK risk categories, please speak to your Private Banker.

For performance comparison purposes, the Model Portfolio references the Bank of England Base Rate, plus 2% per annum over a rolling 3 year period, after investment costs.

The Model Portfolio provides a diversified spread of investments, and will typically invest between 0% and 50% in bonds and cash, and between 50% and 85% in shares. The Model Portfolio may also invest up to a maximum allocation of 35% in 'alternatives', such as (but not limited to) property, private equity, commodities and absolute return strategies.

The Model Portfolio will access this spread of investments through collective investment schemes and cash. The Model Portfolio is permitted to invest up to 100% in passively managed collective investment schemes. The Model Portfolio can also invest in funds managed by Santander Asset Management subject to consent from Santander UK plc.

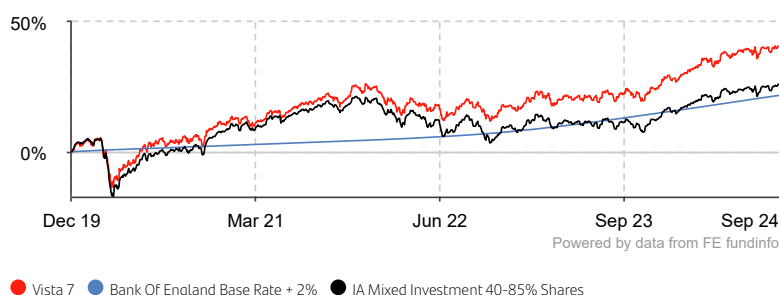
Cumulative performance

	1M	3M	6M	YTD	1Y	3Y	5Y	Since Launch
Vista 7	0.06%	0.85%	3.26%	8.37%	14.52%	16.51%		40.33%
IA Mixed Investment 40-85% Shares	0.54%	1.64%	3.34%	7.65%	13.85%	7.52%	25.16%	25.96%
Bank Of England Base Rate + 2%	0.58%	1.80%	3.64%	5.47%	7.34%	17.08%	22.41%	21.76%

Annual performance

	2023	2022	2021	2020	2019
Vista 7	10.50%	-6.20%	12.40%	8.86%	
IA Mixed Investment 40-85% Shares	8.08%	-10.04%	10.94%	5.32%	15.79%
Bank Of England Base Rate + 2%	6.73%	3.47%	2.11%	2.23%	2.76%

Five year cumulative performance



Source of performance data: Santander Asset Management and FE fundinfo, calculations as at 30 September 2024 in GBP and net total return.

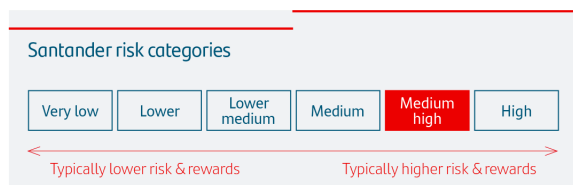
Past performance is not a guide to future performance. The value of your investment can fall as well as rise and you may not get back the original amount you invested. Please note that the value of any foreign investments may be affected by changes in currency exchange rates.

Santander Vista Model Portfolios



This factsheet contains holdings and performance data for the Model Portfolio. There will be differences in the holdings and performance of your own individual portfolio. Please log on to the Santander Investment Hub to see the holdings for your individual portfolio.

Risk and reward information



The funds that the Model Portfolio invests in have associated risks which should be considered, these risks are defined in the underlying funds Key Investor Information Documents.

In addition, Santander UK categorises each Model Portfolio into one of 6 risk categories from Very Low Risk to High Risk, based on what an extreme level of loss could be over the future investment horizon.

Santander UK have categorised Vista 7 as Medium High Risk based on that scale. SAM UK will manage the Model Portfolio in line with this risk rating, and from time to time may manage it in a way that reduces its risk rating to Medium Risk to help the Model Portfolio achieve its objective.

For more information about the Santander UK risk categories, please speak to your Private Banker.

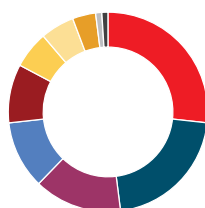
Model portfolio breakdown

TOP HOLDINGS

ISHARES UK EQ INDX(UK) D A	15.75%	FIDELITY INDEX EMG MKTS P ACC	6.00%
FIDELITY INDEX US P	12.00%	ISHARES UK GLT ALSTINDX(UK) D A	5.50%
HSBC AMERICAN INDEX C ACC	11.75%	HSBC CORPORATE BOND C ACC	4.50%
L&G EUROPEAN INDEX TST I ACC	8.00%	INVESCO STERLING BOND C A£	4.00%
ISHARES ESGOSECORBDIDXUK D A	7.00%	SANTANDER UK GTH UNIT TST RA	3.25%

76.75% of the Model Portfolio is invested in passively managed Collective Investment Schemes. 3.25% of the Model Portfolio is invested in In-House Funds.

Asset allocation



● US EQUITIES	26.75%	● NON-DEVELOPED MARKET EQUITIES	6.00%
● UK EQUITIES	21.25%	● UK GOVERNMENT BONDS	5.50%
● STERLING CORPORATE BONDS	14.25%	● JAPANESE EQUITIES	3.75%
● EUROPEAN EQUITIES	11.00%	● GLOBAL GOVERNMENT BONDS	1.00%
● GLOBAL CORPORATE BONDS	9.50%	● GLOBAL SUB-INVESTMENT GRADE BONDS	1.00%

Calculations as at 30 September 2024. Source of Asset Allocation data is Santander Asset Management, based on portfolio manager allocations as at time of factsheet publication and includes detailed asset and sub asset classes, including cash. Prior to May 2021 restatement, source included FE fundinfo.

About the Model Portfolio

This Model Portfolio forms part of Santander UK's Model Portfolio Service. Santander Asset Management UK Limited (SAM UK) has been appointed by Santander UK, as your agent, to construct and manage this Model Portfolio in line with its objective and policy outlined in this factsheet.

A Model Portfolio is a mix of investment funds and cash which will be used as a reference for your individual portfolio. SAM UK defines this list of assets acting within the parameters of the Model Portfolio's Objective and Policy as agreed with Santander UK. Santander UK is responsible for assessing your suitability for the Model Portfolio Service and investment in line with this Model Portfolio. Santander ISA Managers Limited is appointed by Santander UK to create and administer your portfolio so that it is aligned to the Model Portfolio. However, it will not match exactly at any given point. This means the performance of your portfolio will differ to the performance of the Model Portfolio which is shown in this factsheet. Over time your Portfolio will become different to the Model Portfolio that it references because of market movements, and/or because the design of the Model Portfolio changes. When this difference becomes too great, your Portfolio will be re-aligned to the Model Portfolio and hence, to its objectives. This is called rebalancing. For more information, please see the Santander Investment Hub Terms and Conditions.

Model Portfolio Manager

Multi Asset Solutions UK Team

The Multi-Asset Solutions UK (MAS UK) team is part of a functional unit known as Global Multi-Asset Solutions (GMAS). The MAS UK team benefits from investment specialists with decades of cumulative experience in managing portfolios across a wide range of investment strategies and market environments and access to the research and infrastructure provided by the GMAS unit.

Useful Links

Link to glossary [here](#)

UK Investor Important Information

For retail distribution

This document has been approved and issued by Santander Asset Management UK Limited (SAM UK) in its capacity as the manager for the Model Portfolio Service.

Santander UK has appointed SAM UK as the manager for the Model Portfolio Service. Santander UK has appointed Santander ISA Managers Limited (SIM) as the platform service provider and SAM UK has appointed SIM as the broker. Santander UK plc is registered in England and Wales (Registration No. 229747), authorised by the Prudential Regulation Authority (PRA) and regulated by the Financial Conduct Authority (FCA), register number 106054 and the PRA. SIM is registered in Scotland (Registration No. SC151605) and is authorised and regulated by the FCA (171448). SAM UK is registered in Scotland (Registration No. SC106669) and is authorised and regulated by the FCA (122491). You can check this on the Financial Services Register by visiting the FCA's website www.fca.org.uk/register.

Santander and the flame logo are registered trademarks. www.santanderassetmanagement.co.uk

Santander Vista Model Portfolios

September 2024

Santander Vista 8



Model portfolio overview

Launch Date	11 Dec 2019
-------------	-------------

Time Horizon	5-10 years
--------------	------------

Actual Ongoing Charge Figure	0.16%
------------------------------	-------

Model Portfolio Service Fee	0.25%
-----------------------------	-------

All fees are per annum.

Costs and charges

The funds that the Model Portfolio invests in will each have an Ongoing Charge Figure (OCF) which can vary over time. SAM UK will aim to keep the total OCF across the Model Portfolio to a maximum of 1.00% per annum, although this level is not guaranteed. These underlying funds also have transaction costs associated with them. The estimated level of the transaction costs will be disclosed to you before you invest in the service. Transaction costs are the costs which the underlying fund incurs when buying and selling assets.

SAM UK will charge a Model Portfolio Service Fee for making day to day investment decisions relating to the Model Portfolio. This includes deciding its asset allocation and selecting the individual funds that make up the Model Portfolio. The fee will be 0.25% of the Model Portfolio value each year.

Please note that the Santander Vista Model Portfolios were launched on 11 December 2019 and therefore 5 year performance figures are not available. Performance data is calculated on a model portfolio basis, so you will need to refer to the Santander Investment Hub or your Private Banker for details regarding your specific investment.

For performance comparison purposes and to reflect the capital growth objective and time horizon, each model is benchmarked against the Bank of England Base Rate plus a percentage per annum, measured over a rolling 3 year period. The relevant Investment Association (IA) sector is also provided as an additional comparator to investment solutions with a similar asset mix. Portfolio performance figures are net of the ongoing charge figure and model portfolio service fee.

Objective and Policy

The objective of the Model Portfolio is to achieve capital growth for investors wanting to invest over a time horizon of 5-10 years, and in line with Santander UK's High Risk Category. The Model Portfolio is designed for investors who are prepared to accept a high risk from investing, and therefore want to achieve a high return. For more information about the Santander UK risk categories, please speak to your Private Banker. For performance comparison purposes, the Model Portfolio references the Bank of England Base Rate, plus 2.25% per annum over a rolling 3 year period, after investment costs.

The Model Portfolio provides a diversified spread of investments, and will typically invest between 0% and 50% in bonds and cash, and between 65% and 100% in shares. The Model Portfolio may also invest up to a maximum allocation of 35% in 'alternatives', such as (but not limited to) property, private equity, commodities and absolute return strategies.

The Model Portfolio will access this spread of investments through collective investment schemes and cash. The Model Portfolio is permitted to invest up to 100% in passively managed collective investment schemes. The Model Portfolio can also invest in funds managed by Santander Asset Management subject to consent from Santander UK plc.

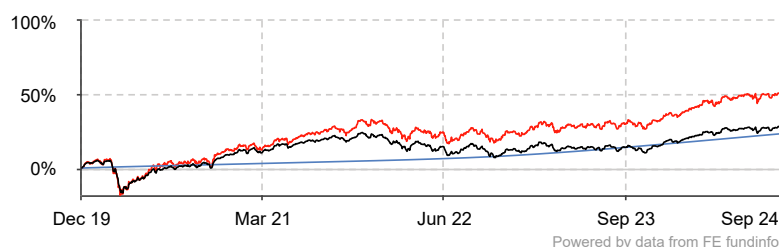
Cumulative performance

	1M	3M	6M	YTD	1Y	3Y	5Y	Since Launch
Vista 8	0.07%	0.65%	3.27%	9.37%	15.46%	19.60%		50.42%
IA Flexible Investment	0.54%	1.05%	2.77%	7.38%	13.04%	7.02%	27.62%	28.15%
Bank Of England Base Rate + 2.25%	0.60%	1.87%	3.77%	5.66%	7.61%	17.95%	23.92%	23.20%

Annual performance

	2023	2022	2021	2020	2019
Vista 8	11.23%	-6.23%	17.01%	9.75%	
IA Flexible Investment	7.08%	-8.98%	11.30%	6.70%	15.57%
Bank Of England Base Rate + 2.25%	6.99%	3.72%	2.36%	2.48%	3.02%

Five year cumulative performance



● Vista 8 ● Bank Of England Base Rate + 2.25% ● IA Flexible Investment

Source of performance data: Santander Asset Management and FE fundinfo, calculations as at 30 September 2024 in GBP and net total return.

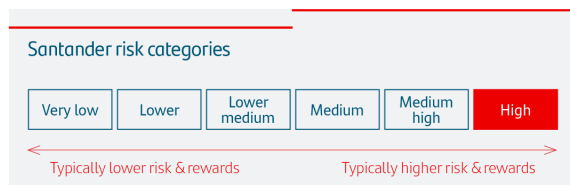
Past performance is not a guide to future performance. The value of your investment can fall as well as rise and you may not get back the original amount you invested. Please note that the value of any foreign investments may be affected by changes in currency exchange rates.

Santander Vista Model Portfolios



This factsheet contains holdings and performance data for the Model Portfolio. There will be differences in the holdings and performance of your own individual portfolio. Please log on to the Santander Investment Hub to see the holdings for your individual portfolio.

Risk and reward information



The funds that the Model Portfolio invests in have associated risks which should be considered, these risks are defined in the underlying funds Key Investor Information Documents.

In addition, Santander UK categorises each Model Portfolio into one of 6 risk categories from Very Low Risk to High Risk, based on what an extreme level of loss could be over the future investment horizon.

Santander UK have categorised Vista 8 as High Risk based on that scale. SAM UK will manage the Model Portfolio in line with this risk rating, and from time to time may manage it in a way that reduces its risk rating to Medium High Risk to help the Model Portfolio achieve its objective.

For more information about the Santander UK risk categories, please speak to your Private Banker.

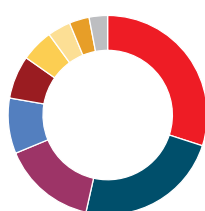
Model portfolio breakdown

TOP HOLDINGS

ISHARES UK EQ INDX(UK) D A	13.75%	L&G EUROPEAN INDEX TST I ACC	7.75%
ISHARES NTHAMRCNEQINDX(UK) D A	12.00%	HSBC EUROPEAN INDEX C ACC	7.50%
FIDELITY INDEX US P	9.50%	FIDELITY INDEX UK P	6.25%
FIDELITY INDEX EMG MKTS P ACC	9.00%	ISHARES UK GLT ALSTINDX(UK) D A	3.75%
HSBC AMERICAN INDEX C ACC	8.50%	SANTANDER UK GTH UNIT TST RA	3.50%

87.25% of the Model Portfolio is invested in passively managed Collective Investment Schemes. 3.50% of the Model Portfolio is invested in In-House Funds.

Asset allocation



US EQUITIES	30.00%	JAPANESE EQUITIES	5.25%
UK EQUITIES	23.50%	UK GOVERNMENT BONDS	3.75%
EUROPEAN EQUITIES	15.25%	GLOBAL GOVERNMENT BONDS	3.25%
NON-DEVELOPED MARKET EQUITIES	9.00%	GLOBAL CORPORATE BONDS	3.00%
STERLING CORPORATE BONDS	7.00%		

Calculations as at 30 September 2024. Source of Asset Allocation data is Santander Asset Management, based on portfolio manager allocations as at time of factsheet publication and includes detailed asset and sub asset classes, including cash. Prior to May 2021 restatement, source included FE fundinfo.

About the Model Portfolio

This Model Portfolio forms part of Santander UK's Model Portfolio Service. Santander Asset Management UK Limited (SAM UK) has been appointed by Santander UK, as your agent, to construct and manage this Model Portfolio in line with its objective and policy outlined in this factsheet.

A Model Portfolio is a mix of investment funds and cash which will be used as a reference for your individual portfolio. SAM UK defines this list of assets acting within the parameters of the Model Portfolio's Objective and Policy as agreed with Santander UK. Santander UK is responsible for assessing your suitability for the Model Portfolio Service and investment in line with this Model Portfolio. Santander ISA Managers Limited is appointed by Santander UK to create and administer your portfolio so that it is aligned to the Model Portfolio. However, it will not match exactly at any given point. This means the performance of your portfolio will differ to the performance of the Model Portfolio which is shown in this factsheet. Over time your Portfolio will become different to the Model Portfolio that it references because of market movements, and/or because the design of the Model Portfolio changes. When this difference becomes too great, your Portfolio will be re-aligned to the Model Portfolio and hence, to its objectives. This is called rebalancing. For more information, please see the Santander Investment Hub Terms and Conditions.

Model Portfolio Manager

Multi Asset Solutions UK Team

The Multi-Asset Solutions UK (MAS UK) team is part of a functional unit known as Global Multi-Asset Solutions (GMAS). The MAS UK team benefits from investment specialists with decades of cumulative experience in managing portfolios across a wide range of investment strategies and market environments and access to the research and infrastructure provided by the GMAS unit.

Useful Links

[Link to glossary here](#)

UK Investor Important Information
For retail distribution

This document has been approved and issued by Santander Asset Management UK Limited (SAM UK) in its capacity as the manager for the Model Portfolio Service.

Santander UK has appointed SAM UK as the manager for the Model Portfolio Service. Santander UK has appointed Santander ISA Managers Limited (SIM) as the platform service provider and SAM UK has appointed SIM as the broker. Santander UK plc is registered in England and Wales (Registration No. 229747), authorised by the Prudential Regulation Authority (PRA) and regulated by the Financial Conduct Authority (FCA), register number 106054 and the PRA. SIM is registered in Scotland (Registration No. SC151605) and is authorised and regulated by the FCA (171448). SAM UK is registered in Scotland (Registration No. SC106669) and is authorised and regulated by the FCA (122491). You can check this on the Financial Services Register by visiting the FCA's website www.fca.org.uk/register.

Santander and the flame logo are registered trademarks. www.santanderassetmanagement.co.uk.

September 2024

Santander Vista 9



Model portfolio overview

Launch Date	11 Dec 2019
-------------	-------------

Time Horizon	10 years +
--------------	------------

Actual Ongoing Charge Figure	0.21%
------------------------------	-------

Model Portfolio Service Fee	0.25%
-----------------------------	-------

ALL fees are per annum.

Costs and charges

The funds that the Model Portfolio invests in will each have an Ongoing Charge Figure (OCF) which can vary over time. SAM UK will aim to keep the total OCF across the Model Portfolio to a maximum of 0.90% per annum, although this level is not guaranteed. These underlying funds also have transaction costs associated with them. The estimated level of the transaction costs will be disclosed to you before you invest in the service. Transaction costs are the costs which the underlying fund incurs when buying and selling assets.

SAM UK will charge a Model Portfolio Service Fee for making day to day investment decisions relating to the Model Portfolio. This includes deciding its asset allocation and selecting the individual funds that make up the Model Portfolio. The fee will be 0.25% of the Model Portfolio value each year.

Please note that the Santander Vista Model Portfolios were launched on 11 December 2019 and therefore 5 year performance figures are not available. Performance data is calculated on a model portfolio basis, so you will need to refer to the Santander Investment Hub or your Private Banker for details regarding your specific investment.

For performance comparison purposes and to reflect the capital growth objective and time horizon, each model is benchmarked against the Bank of England Base Rate plus a percentage per annum, measured over a rolling 3 year period. The relevant Investment Association (IA) sector is also provided as an additional comparator to investment solutions with a similar asset mix. Portfolio performance figures are net of the ongoing charge figure and model portfolio service fee.

Objective and Policy

The objective of the Model Portfolio is to achieve capital growth for investors wanting to invest over a time horizon of 10 years or more, and in line with Santander UK's Medium Risk Category. The Model Portfolio is designed for investors who are prepared to accept a medium risk from investing, and therefore want to achieve a medium return. For more information about the Santander UK risk categories, please speak to your Private Banker.

For performance comparison purposes, the Model Portfolio references the Bank of England Base Rate, plus 2.25% per annum over a rolling 3 year period, after investment costs.

The Model Portfolio provides a diversified spread of investments, and will typically invest between 0% and 75% in bonds and cash, and between 35% and 80% in shares. The Model Portfolio may also invest up to a maximum allocation of 35% in 'alternatives', such as (but not limited to) property, private equity, commodities and absolute return strategies.

The Model Portfolio will access this spread of investments through collective investment schemes and cash. The Model Portfolio is permitted to invest up to 100% in passively managed collective investment schemes. The Model Portfolio can also invest in funds managed by Santander Asset Management subject to consent from Santander UK plc.

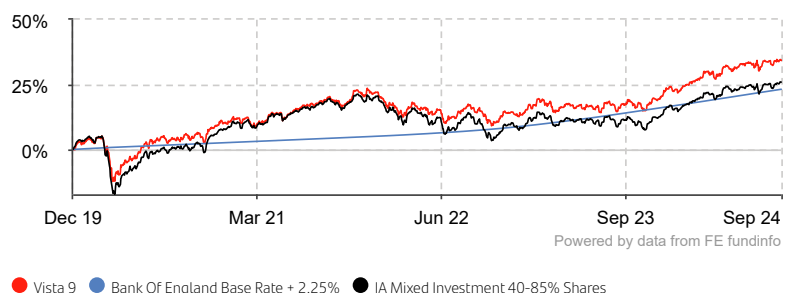
Cumulative performance

	1M	3M	6M	YTD	1Y	3Y	5Y	Since Launch
Vista 9	0.13%	0.94%	3.27%	8.07%	14.28%	13.35%		34.27%
IA Mixed Investment 40-85% Shares	0.54%	1.64%	3.34%	7.65%	13.85%	7.52%	25.16%	25.96%
Bank Of England Base Rate + 2.25%	0.60%	1.87%	3.77%	5.66%	7.61%	17.95%	23.92%	23.20%

Annual performance

	2023	2022	2021	2020	2019
Vista 9	9.03%	-6.60%	10.36%	8.55%	
IA Mixed Investment 40-85% Shares	8.08%	-10.04%	10.94%	5.32%	15.79%
Bank Of England Base Rate + 2.25%	6.99%	3.72%	2.36%	2.48%	3.02%

Five year cumulative performance



Source of performance data: Santander Asset Management and FE fundinfo, calculations as at 30 September 2024 in GBP and net total return.

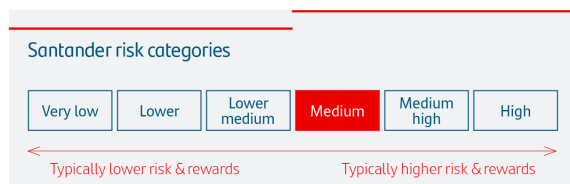
Past performance is not a guide to future performance. The value of your investment can fall as well as rise and you may not get back the original amount you invested. Please note that the value of any foreign investments may be affected by changes in currency exchange rates.

Santander Vista Model Portfolios



This factsheet contains holdings and performance data for the Model Portfolio. There will be differences in the holdings and performance of your own individual portfolio. Please log on to the Santander Investment Hub to see the holdings for your individual portfolio.

Risk and reward information



The funds that the Model Portfolio invests in have associated risks which should be considered, these risks are defined in the underlying funds Key Investor Information Documents.

In addition, Santander UK categorises each Model Portfolio into one of 6 risk categories from Very Low Risk to High Risk, based on what an extreme level of loss could be over the future investment horizon.

Santander UK have categorised Vista 9 as Medium Risk based on that scale. SAM UK will manage the Model Portfolio in line with this risk rating, and from time to time may manage it in a way that reduces its risk rating to Lower Medium Risk to help the Model Portfolio achieve its objective.

For more information about the Santander UK risk categories, please speak to your Private Banker.

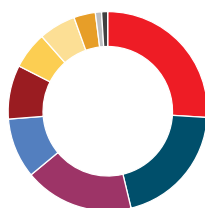
Model portfolio breakdown

TOP HOLDINGS

ISHARES UK EQ IND(UK) D A	15.00%	FIDELITY INDEX EMG MKTS P ACC	6.00%
HSBC AMERICAN INDEX C ACC	12.00%	ISHARES NTHAMRCNEQINDX(UK) D A	6.00%
FIDELITY INDEX US P	8.00%	ISHARES UK GLT ALSTINDX(UK) D A	6.00%
ISHARES ESGOSECORBDIDXUK D A	7.25%	HSBC CORPORATE BOND C ACC	5.25%
L&G EUROPEAN INDEX TST I ACC	6.75%	FIDELITY SHORT DTD CORP BD W ACC	5.00%

73.50% of the Model Portfolio is invested in passively managed Collective Investment Schemes. 3% of the Model Portfolio is invested in In-House Funds.

Asset allocation



US EQUITIES	26.00%	NON-DEVELOPED MARKET EQUITIES	6.00%
UK EQUITIES	20.25%	UK GOVERNMENT BONDS	6.00%
STERLING CORPORATE BONDS	17.75%	JAPANESE EQUITIES	3.50%
GLOBAL CORPORATE BONDS	9.75%	GLOBAL GOVERNMENT BONDS	1.00%
EUROPEAN EQUITIES	8.75%	GLOBAL SUB-INVESTMENT GRADE BONDS	1.00%

Calculations as at 30 September 2024. Source of Asset Allocation data is Santander Asset Management, based on portfolio manager allocations as at time of factsheet publication and includes detailed asset and sub asset classes, including cash. Prior to May 2021 restatement, source included FE fundinfo.

About the Model Portfolio

This Model Portfolio forms part of Santander UK's Model Portfolio Service. Santander Asset Management UK Limited (SAM UK) has been appointed by Santander UK, as your agent, to construct and manage this Model Portfolio in line with its objective and policy outlined in this factsheet.

A Model Portfolio is a mix of investment funds and cash which will be used as a reference for your individual portfolio. SAM UK defines this list of assets acting within the parameters of the Model Portfolio's Objective and Policy as agreed with Santander UK. Santander UK is responsible for assessing your suitability for the Model Portfolio Service and investment in line with this Model Portfolio. Santander ISA Managers Limited is appointed by Santander UK to create and administer your portfolio so that it is aligned to the Model Portfolio. However, it will not match exactly at any given point. This means the performance of your portfolio will differ to the performance of the Model Portfolio which is shown in this factsheet. Over time your Portfolio will become different to the Model Portfolio that it references because of market movements, and/or because the design of the Model Portfolio changes. When this difference becomes too great, your Portfolio will be re-aligned to the Model Portfolio and hence, to its objectives. This is called rebalancing. For more information, please see the Santander Investment Hub Terms and Conditions.

Model Portfolio Manager

Multi Asset Solutions UK Team

The Multi-Asset Solutions UK (MAS UK) team is part of a functional unit known as Global Multi-Asset Solutions (GMAS). The MAS UK team benefits from investment specialists with decades of cumulative experience in managing portfolios across a wide range of investment strategies and market environments and access to the research and infrastructure provided by the GMAS unit.

Useful Links

[Link to glossary here](#)

UK Investor Important Information
For retail distribution

This document has been approved and issued by Santander Asset Management UK Limited (SAM UK) in its capacity as the manager for the Model Portfolio Service.

Santander UK has appointed SAM UK as the manager for the Model Portfolio Service. Santander UK has appointed Santander ISA Managers Limited (SIM) as the platform service provider and SAM UK has appointed SIM as the broker. Santander UK plc is registered in England and Wales (Registration No. 229747), authorised by the Prudential Regulation Authority (PRA) and regulated by the Financial Conduct Authority (FCA), register number 106054 and the PRA. SIM is registered in Scotland (Registration No. SC151605) and is authorised and regulated by the FCA (171448). SAM UK is registered in Scotland (Registration No. SC106669) and is authorised and regulated by the FCA (122491). You can check this on the Financial Services Register by visiting the FCA's website www.fca.org.uk/register.

Santander and the flame logo are registered trademarks. www.santanderassetmanagement.co.uk.

September 2024

Santander Vista 10



Model portfolio overview

Launch Date	11 Dec 2019
-------------	-------------

Time Horizon	10 years +
--------------	------------

Actual Ongoing Charge Figure	0.17%
------------------------------	-------

Model Portfolio Service Fee	0.25%
-----------------------------	-------

All fees are per annum.

Costs and charges

The funds that the Model Portfolio invests in will each have an Ongoing Charge Figure (OCF) which can vary over time. SAM UK will aim to keep the total OCF across the Model Portfolio to a maximum of 1.00% per annum, although this level is not guaranteed. These underlying funds also have transaction costs associated with them. The estimated level of the transaction costs will be disclosed to you before you invest in the service. Transaction costs are the costs which the underlying fund incurs when buying and selling assets.

SAM UK will charge a Model Portfolio Service Fee for making day to day investment decisions relating to the Model Portfolio. This includes deciding its asset allocation and selecting the individual funds that make up the Model Portfolio. The fee will be 0.25% of the Model Portfolio value each year.

Please note that the Santander Vista Model Portfolios were launched on 11 December 2019 and therefore 5 year performance figures are not available. Performance data is calculated on a model portfolio basis, so you will need to refer to the Santander Investment Hub or your Private Banker for details regarding your specific investment.

For performance comparison purposes and to reflect the capital growth objective and time horizon, each model is benchmarked against the Bank of England Base Rate plus a percentage per annum, measured over a rolling 3 year period. The relevant Investment Association (IA) sector is also provided as an additional comparator to investment solutions with a similar asset mix. Portfolio performance figures are net of the ongoing charge figure and model portfolio service fee.

Objective and Policy

The objective of the Model Portfolio is to achieve capital growth for investors wanting to invest over a time horizon of 10 years or more, and in line with Santander UK's Medium High Risk Category. The Model Portfolio is designed for investors who are prepared to accept a medium to high risk from investing, and therefore want to achieve a medium to high return. For more information about the Santander UK risk categories, please speak to your Private Banker.

For performance comparison purposes, the Model Portfolio references the Bank of England Base Rate, plus 2.75% per annum over a rolling 3 year period, after investment costs.

The Model Portfolio provides a diversified spread of investments, and will typically invest between 0% and 50% in bonds and cash, and between 50% and 90% in shares. The Model Portfolio may also invest up to a maximum allocation of 35% in 'alternatives', such as (but not limited to) property, private equity, commodities and absolute return strategies.

The Model Portfolio will access this spread of investments through collective investment schemes and cash. The Model Portfolio is permitted to invest up to 100% in passively managed collective investment schemes. The Model Portfolio can also invest in funds managed by Santander Asset Management subject to consent from Santander UK plc.

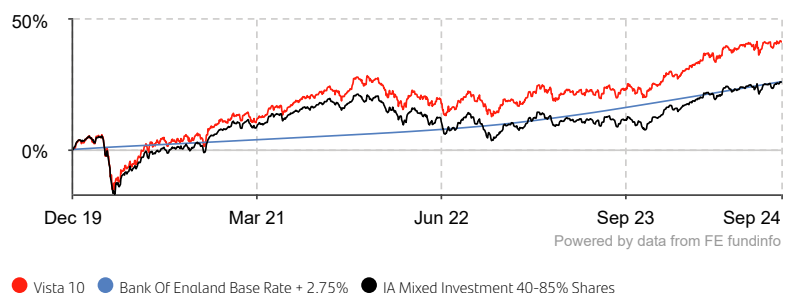
Cumulative performance

	1M	3M	6M	YTD	1Y	3Y	5Y	Since Launch
Vista 10	0.08%	0.73%	3.25%	8.71%	14.68%	15.87%		41.42%
IA Mixed Investment 40-85% Shares	0.54%	1.64%	3.34%	7.65%	13.85%	7.52%	25.16%	25.96%
Bank Of England Base Rate + 2.75%	0.65%	2.00%	4.03%	6.05%	8.14%	19.69%	26.98%	26.12%

Annual performance

	2023	2022	2021	2020	2019
Vista 10	10.10%	-7.12%	14.38%	8.77%	
IA Mixed Investment 40-85% Shares	8.08%	-10.04%	10.94%	5.32%	15.79%
Bank Of England Base Rate + 2.75%	7.51%	4.22%	2.86%	2.99%	3.52%

Five year cumulative performance



Source of performance data: Santander Asset Management and FE fundinfo, calculations as at 30 September 2024 in GBP and net total return.

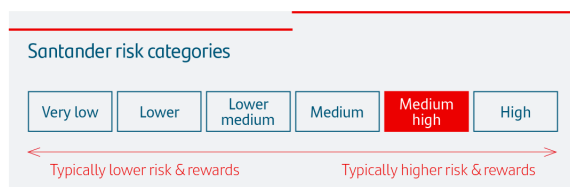
Past performance is not a guide to future performance. The value of your investment can fall as well as rise and you may not get back the original amount you invested. Please note that the value of any foreign investments may be affected by changes in currency exchange rates.

Santander Vista Model Portfolios



This factsheet contains holdings and performance data for the Model Portfolio. There will be differences in the holdings and performance of your own individual portfolio. Please log on to the Santander Investment Hub to see the holdings for your individual portfolio.

Risk and reward information



The funds that the Model Portfolio invests in have associated risks which should be considered, these risks are defined in the underlying funds Key Investor Information Documents.

In addition, Santander UK categorises each Model Portfolio into one of 6 risk categories from Very Low Risk to High Risk, based on what an extreme level of loss could be over the future investment horizon.

Santander UK have categorised Vista 10 as Medium High Risk based on that scale. SAM UK will manage the Model Portfolio in line with this risk rating, and from time to time may manage it in a way that reduces its risk rating to Medium Risk to help the Model Portfolio achieve its objective.

For more information about the Santander UK risk categories, please speak to your Private Banker.

Model portfolio breakdown

TOP HOLDINGS

ISHARES UK EQ INDX(UK) D A	15.75%	ISHARES ESGSEACORBDIDXUK D A	6.00%
HSBC AMERICAN INDEX C ACC	13.00%	ISHARES UK GLT ALSTINDX(UK) D A	5.50%
FIDELITY INDEX US P	10.75%	FIDELITY INDEX UK P	4.25%
FIDELITY INDEX EMG MKTS P ACC	8.00%	ISHARES NTHAMRCNEQINDX(UK) D A	4.00%
HSBC EUROPEAN INDEX C ACC	8.00%	SANTANDER UK GTH UNIT TST RA	3.50%

83.25% of the Model Portfolio is invested in passively managed Collective Investment Schemes. 3.50% of the Model Portfolio is invested in In-House Funds.

Asset allocation



US EQUITIES	27.75%	GLOBAL CORPORATE BONDS	6.00%
UK EQUITIES	23.50%	UK GOVERNMENT BONDS	5.50%
EUROPEAN EQUITIES	11.25%	JAPANESE EQUITIES	4.50%
STERLING CORPORATE BONDS	11.00%	GLOBAL GOVERNMENT BONDS	2.50%
NON-DEVELOPED MARKET EQUITIES	8.00%		

Calculations as at 30 September 2024. Source of Asset Allocation data is Santander Asset Management, based on portfolio manager allocations as at time of factsheet publication and includes detailed asset and sub asset classes, including cash. Prior to May 2021 restatement, source included FE fundinfo.

About the Model Portfolio

This Model Portfolio forms part of Santander UK's Model Portfolio Service. Santander Asset Management UK Limited (SAM UK) has been appointed by Santander UK, as your agent, to construct and manage this Model Portfolio in line with its objective and policy outlined in this factsheet.

A Model Portfolio is a mix of investment funds and cash which will be used as a reference for your individual portfolio. SAM UK defines this list of assets acting within the parameters of the Model Portfolio's Objective and Policy as agreed with Santander UK. Santander UK is responsible for assessing your suitability for the Model Portfolio Service and investment in line with this Model Portfolio. Santander ISA Managers Limited is appointed by Santander UK to create and administer your portfolio so that it is aligned to the Model Portfolio. However, it will not match exactly at any given point. This means the performance of your portfolio will differ to the performance of the Model Portfolio which is shown in this factsheet. Over time your Portfolio will become different to the Model Portfolio that it references because of market movements, and/or because the design of the Model Portfolio changes. When this difference becomes too great, your Portfolio will be re-aligned to the Model Portfolio and hence, to its objectives. This is called rebalancing. For more information, please see the Santander Investment Hub Terms and Conditions.

Model Portfolio Manager

Multi Asset Solutions UK Team

The Multi-Asset Solutions UK (MAS UK) team is part of a functional unit known as Global Multi-Asset Solutions (GMAS). The MAS UK team benefits from investment specialists with decades of cumulative experience in managing portfolios across a wide range of investment strategies and market environments and access to the research and infrastructure provided by the GMAS unit.

Useful Links

[Link to glossary here](#)

UK Investor Important Information
For retail distribution

This document has been approved and issued by Santander Asset Management UK Limited (SAM UK) in its capacity as the manager for the Model Portfolio Service.

Santander UK has appointed SAM UK as the manager for the Model Portfolio Service. Santander UK has appointed Santander ISA Managers Limited (SIM) as the platform service provider and SAM UK has appointed SIM as the broker. Santander UK plc is registered in England and Wales (Registration No. 229747), authorised by the Prudential Regulation Authority (PRA) and regulated by the Financial Conduct Authority (FCA), register number 106054 and the PRA. SIM is registered in Scotland (Registration No. SC151605) and is authorised and regulated by the FCA (171448). SAM UK is registered in Scotland (Registration No. SC106669) and is authorised and regulated by the FCA (122491). You can check this on the Financial Services Register by visiting the FCA's website www.fca.org.uk/register.

Santander and the flame logo are registered trademarks. www.santanderassetmanagement.co.uk.

September 2024

Santander Vista 11



Model portfolio overview

Launch Date	11 Dec 2019
-------------	-------------

Time Horizon	10 years +
--------------	------------

Actual Ongoing Charge Figure	0.14%
------------------------------	-------

Model Portfolio Service Fee	0.25%
-----------------------------	-------

All fees are per annum.

Costs and charges

The funds that the Model Portfolio invests in will each have an Ongoing Charge Figure (OCF) which can vary over time. SAM UK will aim to keep the total OCF across the Model Portfolio to a maximum of 1.00% per annum, although this level is not guaranteed. These underlying funds also have transaction costs associated with them. The estimated level of the transaction costs will be disclosed to you before you invest in the service. Transaction costs are the costs which the underlying fund incurs when buying and selling assets.

SAM UK will charge a Model Portfolio Service Fee for making day to day investment decisions relating to the Model Portfolio. This includes deciding its asset allocation and selecting the individual funds that make up the Model Portfolio. The fee will be 0.25% of the Model Portfolio value each year.

Please note that the Santander Vista Model Portfolios were launched on 11 December 2019 and therefore 5 year performance figures are not available. Performance data is calculated on a model portfolio basis, so you will need to refer to the Santander Investment Hub or your Private Banker for details regarding your specific investment.

For performance comparison purposes and to reflect the capital growth objective and time horizon, each model is benchmarked against the Bank of England Base Rate plus a percentage per annum, measured over a rolling 3 year period. The relevant Investment Association (IA) sector is also provided as an additional comparator to investment solutions with a similar asset mix. Portfolio performance figures are net of the ongoing charge figure and model portfolio service fee.

Objective and Policy

The objective of the Model Portfolio is to achieve capital growth for investors wanting to invest over a time horizon of 10 years or more, and in line with Santander UK's High Risk Category. The Model Portfolio is designed for investors who are prepared to accept a high risk from investing, and therefore want to achieve a high return. For more information about the Santander UK risk categories, please speak to your Private Banker. For performance comparison purposes, the Model Portfolio references the Bank of England Base Rate, plus 3.25% per annum over a rolling 3 year period, after investment costs.

The Model Portfolio provides a diversified spread of investments, and will typically invest between 0% and 50% in bonds and cash, and between 65% and 100% in shares. The Model Portfolio may also invest up to a maximum allocation of 35% in 'alternatives', such as (but not limited to) property, private equity, commodities and absolute return strategies.

The Model Portfolio will access this spread of investments through collective investment schemes and cash. The Model Portfolio is permitted to invest up to 100% in passively managed collective investment schemes. The Model Portfolio can also invest in funds managed by Santander Asset Management subject to consent from Santander UK plc.

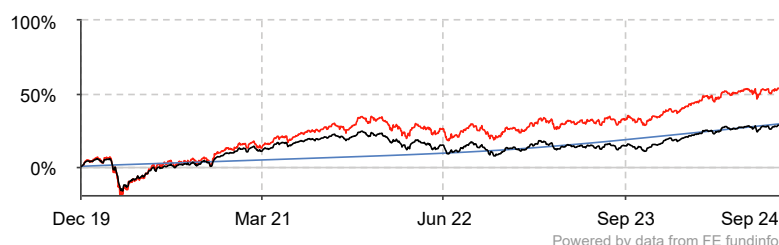
Cumulative performance

	1M	3M	6M	YTD	1Y	3Y	5Y	Since Launch
Vista 11	0.09%	0.57%	3.29%	9.80%	15.80%	20.85%		53.10%
IA Flexible Investment	0.54%	1.05%	2.77%	7.38%	13.04%	7.02%	27.62%	28.15%
Bank Of England Base Rate + 3.25%	0.69%	2.12%	4.28%	6.44%	8.66%	21.44%	30.10%	29.09%

Annual performance

	2023	2022	2021	2020	2019
Vista 11	11.61%	-6.27%	18.50%	9.40%	
IA Flexible Investment	7.08%	-8.98%	11.30%	6.70%	15.57%
Bank Of England Base Rate + 3.25%	8.03%	4.73%	3.36%	3.49%	4.02%

Five year cumulative performance



● Vista 11 ● Bank Of England Base Rate + 3.25% ● IA Flexible Investment

Source of performance data: Santander Asset Management and FE fundinfo, calculations as at 30 September 2024 in GBP and net total return.

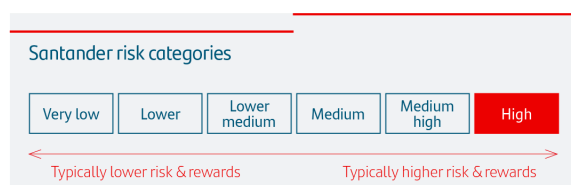
Past performance is not a guide to future performance. The value of your investment can fall as well as rise and you may not get back the original amount you invested. Please note that the value of any foreign investments may be affected by changes in currency exchange rates.

Santander Vista Model Portfolios



This factsheet contains holdings and performance data for the Model Portfolio. There will be differences in the holdings and performance of your own individual portfolio. Please log on to the Santander Investment Hub to see the holdings for your individual portfolio.

Risk and reward information



The funds that the Model Portfolio invests in have associated risks which should be considered, these risks are defined in the underlying funds Key Investor Information Documents.

In addition, Santander UK categorises each Model Portfolio into one of 6 risk categories from Very Low Risk to High Risk, based on what an extreme level of loss could be over the future investment horizon.

Santander UK have categorised Vista 11 as High Risk based on that scale. SAM UK will manage the Model Portfolio in line with this risk rating, and from time to time may manage it in a way that reduces its risk rating to Medium High Risk to help the Model Portfolio achieve its objective.

For more information about the Santander UK risk categories, please speak to your Private Banker.

Model portfolio breakdown

TOP HOLDINGS

ISHARES UK EQ INDX(UK) D A	14.25%	ISHARES NTHAMRCNEQINDX(UK) D A	7.00%
HSBC AMERICAN INDEX C ACC	13.50%	L&G EUROPEAN INDEX TST I ACC	6.75%
FIDELITY INDEX US P	11.00%	FIDELITY INDEX UK P	6.25%
FIDELITY INDEX EMG MKTS P ACC	10.00%	ISHARES OSEA GOVBINDX(UK) D A	4.25%
HSBC EUROPEAN INDEX C ACC	9.50%	FIDELITY INDEX JAPAN P ACC	4.00%

89.75% of the Model Portfolio is invested in passively managed Collective Investment Schemes. 3% of the Model Portfolio is invested in In-House Funds.

Asset allocation



US EQUITIES	31.50%	JAPANESE EQUITIES	6.25%
UK EQUITIES	24.00%	STERLING CORPORATE BONDS	4.50%
EUROPEAN EQUITIES	16.25%	GLOBAL GOVERNMENT BONDS	4.25%
NON-DEVELOPED MARKET EQUITIES	10.00%	UK GOVERNMENT BONDS	3.25%

Calculations as at 30 September 2024. Source of Asset Allocation data is Santander Asset Management, based on portfolio manager allocations as at time of factsheet publication and includes detailed asset and sub asset classes, including cash. Prior to May 2021 restatement, source included FE fundinfo.

About the Model Portfolio

This Model Portfolio forms part of Santander UK's Model Portfolio Service. Santander Asset Management UK Limited (SAM UK) has been appointed by Santander UK, as your agent, to construct and manage this Model Portfolio in line with its objective and policy outlined in this factsheet.

A Model Portfolio is a mix of investment funds and cash which will be used as a reference for your individual portfolio. SAM UK defines this list of assets acting within the parameters of the Model Portfolio's Objective and Policy as agreed with Santander UK. Santander UK is responsible for assessing your suitability for the Model Portfolio Service and investment in line with this Model Portfolio. Santander ISA Managers Limited is appointed by Santander UK to create and administer your portfolio so that it is aligned to the Model Portfolio. However, it will not match exactly at any given point. This means the performance of your portfolio will differ to the performance of the Model Portfolio which is shown in this factsheet. Over time your Portfolio will become different to the Model Portfolio that it references because of market movements, and/or because the design of the Model Portfolio changes. When this difference becomes too great, your Portfolio will be re-aligned to the Model Portfolio and hence, to its objectives. This is called rebalancing. For more information, please see the Santander Investment Hub Terms and Conditions.

Model Portfolio Manager

Multi Asset Solutions UK Team

The Multi-Asset Solutions UK (MAS UK) team is part of a functional unit known as Global Multi-Asset Solutions (GMAS). The MAS UK team benefits from investment specialists with decades of cumulative experience in managing portfolios across a wide range of investment strategies and market environments and access to the research and infrastructure provided by the GMAS unit.

Useful Links

[Link to glossary here](#)

UK Investor Important Information
For retail distribution

This document has been approved and issued by Santander Asset Management UK Limited (SAM UK) in its capacity as the manager for the Model Portfolio Service.

Santander UK has appointed SAM UK as the manager for the Model Portfolio Service. Santander UK has appointed Santander ISA Managers Limited (SIM) as the platform service provider and SAM UK has appointed SIM as the broker. Santander UK plc is registered in England and Wales (Registration No. 229747), authorised by the Prudential Regulation Authority (PRA) and regulated by the Financial Conduct Authority (FCA), register number 106054 and the PRA. SIM is registered in Scotland (Registration No. SC151605) and is authorised and regulated by the FCA (171448). SAM UK is registered in Scotland (Registration No. SC106669) and is authorised and regulated by the FCA (122491). You can check this on the Financial Services Register by visiting the FCA's website www.fca.org.uk/register.

Santander and the flame logo are registered trademarks. www.santanderassetmanagement.co.uk.

04

Glossary of terms

Alternatives: Any investment other than shares and fixed income, such as property and absolute return funds.

Asset allocation: The proportion of a fund invested in different asset classes, i.e. shares, bonds, cash, property, geographic regions or industry sectors, in order to achieve the highest expected returns for the lowest possible risk.

Benchmark: An index which is used as a standard to measure and compare a security, mutual fund or an investment manager for characteristics such as performance, sector exposure, weightings and risk.

Bid to bid: A bid price is the price a buyer is willing to pay for a stock or a security. Bid to bid basis is the beginning and the end bid price that is then used to calculate the performance return.

Bond: A bond is a loan issued by a government or a company. When you buy a bond, the issuer promises to pay a certain amount of income until the bond redeems and is repaid by the issuer. The strength of that promise varies by the issuer of the bond. This is known as creditworthiness.

Commodities: Raw materials or products that have a market value and can be traded on an exchange. Examples include precious metals such as gold, industrial metals such as aluminium, or agricultural goods such as wheat.

Default: If a company or individual defaults, this means they are unable to make the required payments on their debt obligations.

Derivative: A financial security that is traded between two parties and that gets its value from how an underlying investment or group of investments performs.

Emerging markets: Markets in those countries in the early stages of development, which have sufficient size and liquidity and are receptive to foreign investment. These include, but are not limited to, the following markets: Brazil, Russia, China, India, South Africa, and emerging European markets.

Fixed income: Also known as fixed interest. A group of asset classes that involve debt, this is usually in the form of bonds where an issuer will lend money for a predefined period and these can be issued by governments or companies. These will involve a regular coupon (interest) payment and the return of capital (original amount lent) at the maturity of the bond.

Investment grade: A rating that signifies relatively low risk of default. Independent rating agencies such as Moody's and Fitch will provide this rating.

Key Investor Information Document (KIID): The Key Investor Information Document (KIID) is a regulatory document that provides key information about each share class of each fund which is a UCITS (Undertakings for Collective Investment in Transferable Securities) scheme. It helps investors compare different funds and assess which fund meets their specific needs.

Leverage: Leverage is the use of various financial instruments or borrowed capital, such as margin, to increase the potential return of an investment.

Liquidity: Refers to the ease with which an asset or security can be sold and converted into readily available cash without a drastic change in its market price.

Net income reinvested: The returns shown in the performance tables within the Factsheets are after income has been reinvested back into the fund, after tax has been deducted.

Near cash: Assets that can be quickly liquidated into cash or cash-like assets.

NURS: A non-UCITS (Undertakings for Collective Investment in Transferable Securities) retail scheme.

NURS Key Investor Information document (NURS KII): The NURS KII is a regulatory document that provides key information about each share class of each fund which is a NURS. It helps investors compare different funds and assess which fund meets their specific needs.

Open-Ended Investment Companies (OEICs): An Open Ended Investment Company (OEIC) is a type of company or fund in the United Kingdom structured to invest in other companies with the ability to constantly adjust its investment criteria and fund size.

Property: Property or real estate investment refers to land, buildings or both purchased with the intention of earning a return on the investment either through rental income, the future resale of the assets, or both.

Shares (often referred to as equities or stocks): In investing, this is a share of ownership in a company. Investing in a fund gives exposure to underlying share prices without investors actually owning the shares themselves.

Value companies: Companies that are currently trading below what they are worth and thus could provide a better return over the long-term.

Volatility: The extent to which the value of an investment fluctuates over time.



Important Information

For retail distribution.

This document has been approved and issued by Santander Asset Management UK Limited (SAM UK) in its capacity as the manager for the Model Portfolio Service. SAM UK is authorised and regulated by the Financial Conduct Authority (FCA).

This document is for information purposes only and does not constitute an offer or solicitation to buy or sell any securities or other financial instruments, or to provide investment advice or services. Opinions expressed within this document by the SAM UK Multi Asset Solutions team, if any, are current opinions as of the date stated and do not constitute investment or any other advice; the views are subject to change and do not necessarily reflect the views of Santander Asset Management as a whole or any part thereof. While we try and take every care over the information in this document, we cannot accept any responsibility for mistakes and missing information that may be presented.

The value of investments and any income is not guaranteed and can go down as well as up and may be affected by exchange rate fluctuations. This means that an investor may not get back the amount invested. Past performance is not a guide to future performance.

Santander UK has appointed SAM UK as the manager for the Model Portfolio Service. Santander UK has appointed Santander ISA Managers Limited (SIM) as the platform service provider and Santander Asset Management UK Limited has appointed Santander ISA Managers Limited (SIM) as the broker. Santander ISA Managers Limited is registered in Scotland at 287 St Vincent Street, Glasgow G2 5NB, United Kingdom (Company Registration No.SC151605). SIM UK is authorised in the UK by the FCA. FCA Register Number 171448. You can check this on the Financial Services Register by visiting the Financial Conduct Authority's (FCA) website www.fca.org.uk/register.

All information is sourced, issued and approved by Santander Asset Management UK Limited (Company Registration No. SC106669). Registered in Scotland at 287 St Vincent Street, Glasgow G2 5NB, United Kingdom. Authorised and regulated by the FCA. FCA registered number 122491. You can check this on the Financial Services Register by visiting the FCA's website www.fca.org.uk/register.

Santander and the flame logo are registered trademarks. www.santanderassetmanagement.co.uk.