

# Key Information Document

## Purpose

This document provides you with key information about this investment product. It is not marketing material. The information is required by law to help you understand the nature, risks, costs, potential gains and losses of this product and to help you compare it with other products.

### Product

**Product name:** Santander Defensive Kick Out Plan (Issue 1) [XS2403524197]

**Product manufacturer:** Santander UK plc

**Contact number for Product manufacturer:** You can call us on **0800 328 1328**. Calls may be recorded or monitored.

**Website:** [santander.co.uk/uk/investments/Investment-products-and-fund-literature](https://santander.co.uk/uk/investments/Investment-products-and-fund-literature)

**Competent Authority:** UK Financial Conduct Authority

**Date:** 26 October 2021

**You are about to purchase a product that is not simple and may be difficult to understand**

### What is this product?

#### Type

The Santander Defensive Kick Out Plan (Issue 1) is a senior unsecured debt security issued by Santander UK plc linked to preference shares issued by Santander UK (Structured Solutions) Limited and is governed by English law.

#### Objectives

The aim of this product is to provide a return linked to the performance of the FTSE 100 Index (the Index).

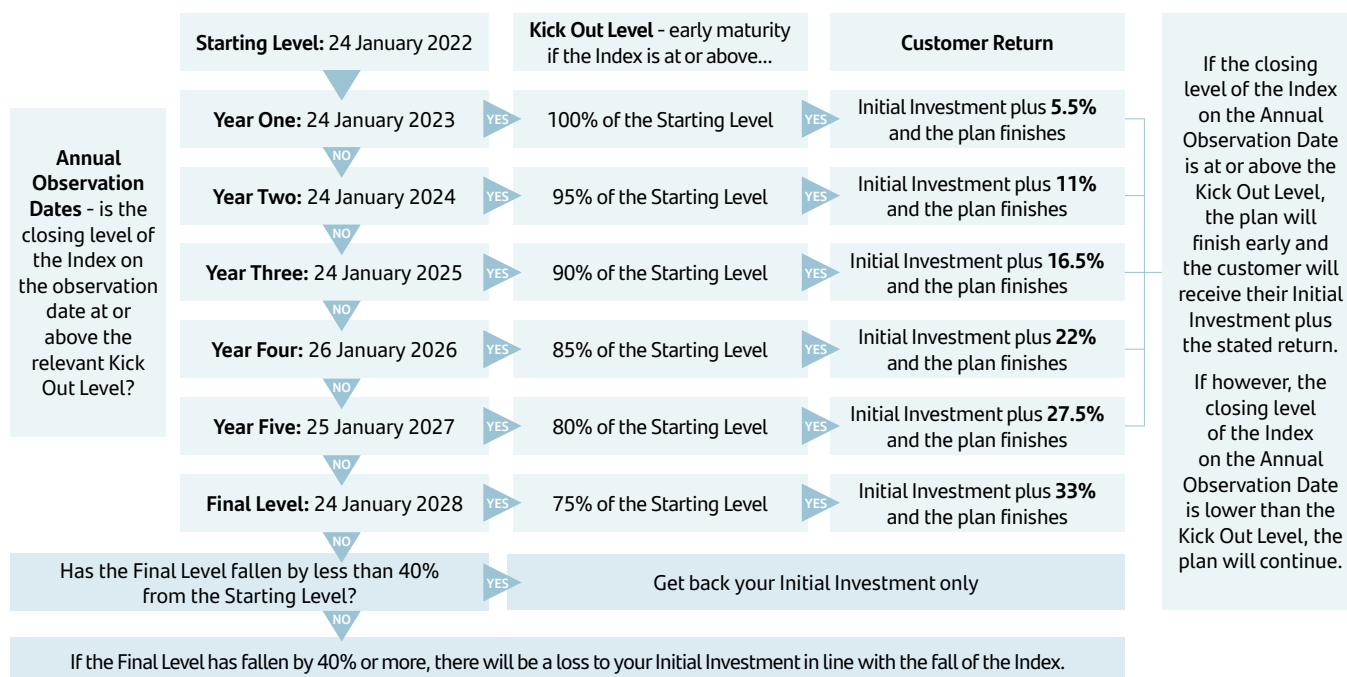
The FTSE 100 index is made up of the 100 largest publicly-traded companies listed on the London Stock Exchange (LSE). Companies are included or removed depending on their market capitalisation. This is the combined value of all their shares. The Index measures the total change of all 100 companies' values and provides an indication of the performance of major companies listed in the UK.

This product is designed to repay your Initial Investment plus an additional amount if the Index is at or above the final Kick Out Level and can finish early if the Index is at or above the relevant Kick Out Level on any of the Annual Observation Dates outlined below. If this happens, we will return your Initial Investment plus the relevant Customer Return stated below for that year.

If the Index has never finished at or above the Kick Out Level on any Annual Observation Date during the term, the plan will finish returning your Initial Investment only, providing the Final Level of the Index has not fallen by 40% or more. If the Final Level of the Index has fallen by 40% or more from its Starting Level, your Initial Investment will be reduced in line with the fall of the Index. This product places your capital at risk which means you could lose some or all of your Initial Investment.

The Starting Level of the Index will be taken as the closing level of the Index on 24 January 2022.

The Final Level of the Index will be taken as the closing level of the Index on 24 January 2028, subject to the plan not finishing early.



## Intended retail investor

This product is designed for investors who:

- Wish to invest in a product where the returns are linked to the performance of an equity index (such as FTSE 100 Index) without investing directly.
- Are happy for their investment to be at risk of loss due to a negative performance in the Index.
- Would like the potential to receive their money back earlier than the 6 year term.
- Would like returns subject to capital growth and not income.
- Can leave their money untouched for the full term of the investment.
- Are willing to forego the returns available from alternative products such as bank and savings accounts in exchange for the potential of a higher return.

## Term

The term of the product will be 6 years commencing on 24 January 2022 and ending on 7 February 2028.

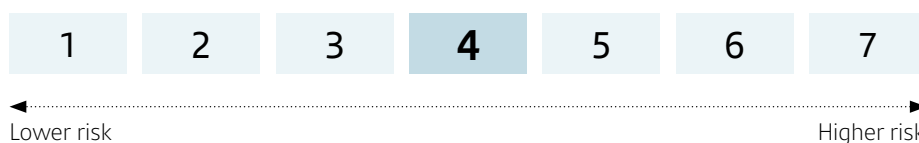
This product will terminate early automatically if the level of the Index is at or above the Kick Out Level in respect of the Annual Observation Dates set in the table below. In the event of an early termination following an Annual Observation Date, the Maturity Date of the product would be as follows;


Year	Annual Observation Date	Early Maturity Payment Date
Year 1	24 January 2023	7 February 2023
Year 2	24 January 2024	7 February 2024
Year 3	24 January 2025	7 February 2025
Year 4	26 January 2026	9 February 2026
Year 5	25 January 2027	8 February 2027

The product may also terminate early following the occurrence of certain events (such as a tax or illegality event or an event of default). More details can be found in the terms and conditions of the product (see "Other relevant information" below.)

## What are the risks and what could I get in return?

### Risk Indicator



 The risk indicator assumes you keep the product until 7 February 2028. The actual risk can vary significantly if you cash in at an early stage and you may get back less than you originally invested. You may not be able to sell your product easily or you may have to sell at a price

The summary risk indicator is a guide to the level of risk of this product compared to other products. It shows how likely it is that the product will lose money because of movements in the markets or because we are not able to pay you. We have classified this product as 4 out of 7 which is a medium risk class. This rates the potential losses from future performance at a medium level, and poor market conditions could impact our capacity to pay you. This product does not include any protection from future market performance so you could lose some or all of your investment. If we are not able to pay you what is owed, you could lose your entire investment.

## Performance Scenarios

Investment: £10,000		1 year	3 years	Maturity	Product duration
<b>Stress</b>	<b>What you might get back after costs</b>	<b>£7,670</b>	<b>£6,248</b>	<b>£3,816</b>	<b>6 years</b>
	Average return each year %	-23.30%	-14.51%	-14.83%	
<b>Unfavourable</b>	<b>What you might get back after costs</b>	<b>£8,836</b>	<b>£8,265</b>	<b>£10,000</b>	<b>6 years</b>
	Average return each year %	-11.64%	-6.15%	0.00%	
<b>Moderate</b>	<b>What you might get back after costs</b>	<b>£10,550</b>	<b>n/a</b>	<b>£10,550</b>	<b>1 year</b>
	Average return each year %	5.50%	n/a	5.50%	
<b>Favourable</b>	<b>What you might get back after costs</b>	<b>£9,117</b>	<b>£9,798</b>	<b>£12,200</b>	<b>4 years</b>
	Average return each year %	-8.83%	-0.68%	5.10%	

**Market developments in the future cannot be accurately predicted. The scenarios shown are only an indication of some of the possible outcomes based on recent returns. Actual returns could be lower.**

This table shows the money you could get back over the next 6 years, under different scenarios, assuming a notional amount of £10,000. The scenarios shown illustrate how the product could perform. You can compare them with the scenarios of other products. The scenarios presented are an estimate of future performance based on evidence from the past on how the value of this investment varies, and are not an exact indicator. What you get will vary depending on how the market performs and how long you keep the product. The stress scenario shows what you might get back in extreme market circumstances, and it does not take into account the situation where we are not able to pay you. This product cannot be easily cashed in. This means it is difficult to estimate how much you would get back if you cash in before maturity. You will either be unable to cash in early or you will have to pay high costs or make a large loss if you do so. The figures shown include all the costs of the product itself, but may not include all the costs that you pay to your advisor or distributor. The figures do not take into account your personal tax situation, which may also affect how much you get back.

### What happens if Santander UK plc is unable to pay out?

In the unlikely event that Santander UK plc becomes insolvent, you may lose some or all of your money invested in this product. This product is not protected under the Financial Services Compensation Scheme (FSCS). If you lose money solely because Santander UK plc fails to meet its obligations due to insolvency or for any other reason, you will not be able to claim against the FSCS for loss caused by such failure.

### What are the costs?

The Reduction in Yield (RIY) shows what impact the total costs you pay will have on the investment return you might get. The total costs take into account one-off and ongoing costs. The amounts shown here are the cumulative costs of the product itself, for three different holding periods. They include potential early exit penalties. The figures assume a notional amount of £10,000. The figures are estimates and may change in the future.

#### Costs over time

The person selling you or advising you about this product may charge you other costs. If so, this person will provide you with information about these costs, and show you the impact that all costs will have on your investment over time.

Investment: £10,000			
Scenarios	If you cash in after 1 year	If you cash in after 3 years	If you cash in at maturity (year 1)
Total costs	£25	n/a	£25
Impact on return (RIY) per year	0.26%	n/a	0.26%

This table shows how much the expected costs of the product impact your returns, assuming the product performs in line with the moderate scenario outlined in the table on page 2 under the section "What are the risks and what could I get in return?"

#### Composition of costs

The table below shows:

- the impact each year of the different types of costs on the investment return you might get at the end of the recommended holding period.
- the meaning of the different cost categories.

This table shows the impact on return per year			
One-off costs	Entry costs	0.26%	The impact of the costs you pay when entering the product. The impact of the costs are already included in the price. This includes the cost of distribution of your product.
	Exit costs	0.00%	The impact of the costs of exiting your investment when it matures.
Ongoing costs	Portfolio transaction costs	n/a	The impact of the costs of us buying and selling underlying investments for the product.
	Other ongoing costs	n/a	The impact of the costs we take each year for managing your investments.

The table above shows the Entry costs as a reduction in yield calculation at the end of the recommended holding period. The actual Entry costs of the product are estimated to be 0.25%.

### How long should I hold it and can I take money out early?

#### Recommended holding period: 6 years, subject to early termination

If you believe you may need your money before the maturity date, you should not invest in this product as you may get back less than you originally invested. If, after investing, your circumstances change and you decide that you need to withdraw money from the product before the end of the fixed term, you should only consider withdrawal as a last resort. Only whole numbers of securities can be cashed in. You can also change your mind and cancel your product within 14 days. No early exit fee is payable in the event that you sell or cash in the product before the maturity date. If you need to do this, you can write to us at Santander ISA Managers Limited, Bridle Road, Bootle, L30 4GB. You can also call us on **0800 328 1328**.

#### How can I complain?

The best way to contact us when something has gone wrong is over the phone so we can talk to you in person. You can call us free of charge from a UK landline or mobile on **0800 171 2171**. Our dedicated complaints team is available Monday to Friday 8am-6pm and Saturday 9am-4pm. Alternatively, you can email us at [customerservices@santander.co.uk](mailto:customerservices@santander.co.uk), or send us a secure message via your Online Banking. You can also visit one of our branches, or write to us at: Complaints, Santander UK Plc, PO BOX 1125, Bradford, BD1 9PG.

You can find more information about our complaints procedures, including our handling timescales, on our website [santander.co.uk](http://santander.co.uk). Alternatively, you can ask us for our complaints leaflet using one of the contact methods detailed above.

#### Other relevant information

The full terms and conditions of the product are set out in the Base Prospectus and the Final Terms relating to the issue of the product as supplemented and amended from time to time. The Base Prospectus and the Final Terms can be found here:

[santander.co.uk/about-santander/investor-relations/santander-uk-notes-certificates-programme](http://santander.co.uk/about-santander/investor-relations/santander-uk-notes-certificates-programme)

The most up to date version of this Key Information Document can be found at the following website:

[santander.co.uk/personal/savings-and-investments/investments/fees-charges-and-key-documents/investment-products-and-fund-literature](http://santander.co.uk/personal/savings-and-investments/investments/fees-charges-and-key-documents/investment-products-and-fund-literature)

This product is not sponsored, endorsed or promoted by the provider of any index.

Information correct as at 26 October 2021.

Santander is able to provide literature in alternative formats. The formats available are: large print, Braille and audio CD. If you would like to register to receive correspondence in an alternative format please visit [santander.co.uk/alternativeformats](http://santander.co.uk/alternativeformats) for more information, ask us in branch or give us a call.

Santander ISA Managers Limited. Registered in Scotland No.SC151605 at 287 St Vincent Street, Glasgow G2 5NB, United Kingdom. Telephone 0800 328 1328. Authorised and regulated by the Financial Conduct Authority. FCA Registration Number 171448.

Santander UK plc. Registered Office: 2 Triton Square, Regent's Place, London, NW1 3AN, United Kingdom. Registered Number 2294747. Registered in England and Wales. [www.santander.co.uk](http://www.santander.co.uk). Telephone 0800 389 7000. Calls may be recorded or monitored. Authorised by the Prudential Regulation Authority and regulated by the Financial Conduct Authority and the Prudential Regulation Authority. Our Financial Services Register number is 106054. You can check this on the Financial Services Register by visiting the FCA's website [www.fca.org.uk/register](http://www.fca.org.uk/register). Santander and the flame logo are registered trademarks.